

BEAVERHEAD COUNTY FAIR 2025



AUGUST 27TH - 31ST

DILLON, MT

HOME OF MONTANA'S BIGGEST WEEKEND!

Gabrielle Thoreson

2025 Cover Artist

Professional photographer Gabrielle Thoreson excels in her unique captures of horses and the fading Western way of life with all it involves. Spending hours of time with the many Quarter Horses she and her husband Cole own and raise in the Dillon, Montana area, Gabrielle experiences moments no one else will ever see. Much time is also spent on various ranches during their 'old-time' brandings. Gabrielle does not just photograph the western way of life. She lives it and knows it. At times she lays down her camera, mounts her steed with rope in hand, and helps with the brandings. She handles all of their own horses whether gathering them horseback, halter breaking, or training them. Her keen eye and adept skill allow her to cause beautiful, inspirational moments to stand still in time and remain forever. These precious, instantaneous moments also include her two children, Lula and Cord, her husband, and all of the cowboys involved. Gabrielle is connected with creation and life others seems to miss. Like a well-written book, Gabrielle's photos take you to a split second in time where you can be part of the West and live among the beautiful horses we cannot help but to love.



***THE BEAVERHEAD COUNTY FAIR BOARD
WELCOMES YOU TO THE***

2025

BEAVERHEAD COUNTY FAIR

***THANKS TO ALL OF OUR EXHIBITORS,
SPONSORS AND CONTRIBUTORS!***

BEAVERHEAD COUNTY FAIR BOARD

Will Shirley, Chair

Kyle Tash, Member

Jackie Sutton, Member

Jack Bazemore, Member

David Schuett, Member

Dori McNeil, Member

J.M. Peck, Member

BOARD OF COUNTY COMMISSIONERS

John Jackson

Mike McGinley

Tom Rice

FAIR MANAGEMENT

Justin Kellabrew, Facility/Maintenance Director

2 S. Pacific, CL #4

Dillon, MT 59725

(406) 660-7383

fairgrounds@beaverheadcountymt.gov

Keeley Fitzgerald, Executive Director

2 S. Pacific, CL #4

Dillon, MT 59725

(406) 925-3645

keeleyfitz@hotmail.com

SUPPORT STAFF & PROGRAMS

Jill Anderson & Jamie Ackerson, Arena Events Secretaries

Jack Bazemore, Beaverhead County Extension Agent

Pamela Ford, Beaverhead County Extension Secretary

Caleb Igo, Beaverhead County High School Vo-Ag and FFA Programs

EXTENSION SERVICE AND 4-H CONTACT INFORMATION

Beaverhead Co. Courthouse

2 S. Pacific, Dillon, MT 59725

4-H Phone: (406) 683-3785 or (406) 683-6836

The 4-H Office will be located in the 4-H Building Wednesday of Fair through Sunday.

LIVE MUSIC ON THE MIDWAY

**ALL PERFORMANCES ARE FREE WITH ADMISSION TO THE FAIR
PERFORMANCES HELD ON THE STAGE NEXT TO THE 4-H BUILDING**

Wednesday, August 27th

Katie Hall 6 - 8 P.M.

Thursday, August 28th

Katie Hall 4 - 6 P.M.

Karaoke: Prickly Pear Productions 7 - 9 P.M.

Friday, August 29th

Karaoke: Prickly Pear Productions 7 - 9 P.M.

Saturday, August 30th

Morgan Seymour Noon - 2 P.M.

Karaoke: Prickly Pear Productions 4 - 6 P.M.



--Featured Musicians--

Morgan Seymour

Katie Hall

**JOIN THE FUN! LIVE MUSIC!
FREE WITH FAIR ADMISSION!**



F
A
I
R

A
D
M
I
S
S
I
O
N

\$5 FOR AGES 5 & UP

**BUY 1 ENTRY BAND FOR THE WHOLE FAIR
AVAILABLE AT THE GATE, 3D, OR WOMACK'S PRINTING**

FAIR ADMISSION

EARLY BIRD ENTRY BAND RAFFLE!

**Buy your fair entry wristband in advance at 3D or
Womack's Printing for a chance to win \$100 cash!**

**SHINE STUDIO DANCERS AND THEIR FAMILIES WILL BE SELLING
ENTRY BANDS AT THE GATE THIS YEAR.**

**A PORTION OF THE PROCEEDS FROM ENTRY BAND SALES WILL
SUPPORT OUR LOCAL DANCERS!**

SCHEDULE OF EVENTS

***DENOTES 4-H & FFA EVENTS**

SUNDAY, AUGUST 10

Midnight **Deadline to register ALL OPEN CLASS livestock exhibits for the fair**
*Deadline to register ALL 4-H & FFA livestock exhibits for the fair
*4-H Building project entries due *Livestock photos due

SATURDAY, AUGUST 9

9:00 a.m. *4-H Rodeo

SATURDAY, AUGUST 16

8:00 a.m. *4-H Horsemanship Show

SUNDAY, AUGUST 17

8:00 a.m. *4-H Working Ranch Horse Show

TUESDAY, AUGUST 26

10 a.m. – 8:00 p.m. **Open Class Entries, All Non-Animal Departments**

WEDNESDAY, AUGUST 27 (Buildings will be open after judging until 8 p.m.)

8:00 a.m. - 10:00 p.m. **Commercial and Food Booth Set-up, Fairgrounds**
9:00 a.m. - 4:00 p.m. **Judging of Open Class Entries, All Non-Animal Departments**
Noon - 8:00 p.m. *4-H Building Open for entries
3:00 p.m. *4-H Cat Show and Judging, 4-H Building
4:00 p.m. - 8:00 p.m. * Check in of all 4-H, FFA, and Open Class Livestock (not including Poultry & Rabbits)
6:00 p.m. – 8:00 p.m. **Music on the Midway: Katie Hall**
6:30 p.m. **Beaverhead County Fair Open 4D Barrel Race (Online registration only!)**

THURSDAY, AUGUST 28 (Buildings Open 10:00 a.m. - 9:00 p.m.)

8:00 a.m. *4-H, FFA & Open Market Swine Judging followed by Swine Showmanship Class
8:00 a.m. - 8:00 p.m. *4-H Building Exhibits Entry (NO entries accepted after 8:00 p.m. or on Friday morning)
10:00 a.m. **PRCA Breakaway Roping and Barrel Racing Slack**
1:00 p.m. *4-H, FFA & Open Market Beef Judging followed by Beef Showmanship Class
1:00 p.m. - 8:00 p.m. *4-H & Open Poultry & Rabbits Entry (NO entries accepted after 8:00 p.m. or on Friday morning)
4:00 p.m. - 6:00 p.m. **Music on the Midway: Katie Hall**
5:00 p.m. *4-H, FFA & Open Market Sheep Judging followed by Sheep Showmanship Class
5:00 p.m. **Entries close for Saturday Arena Events**
6:00 p.m. **Beaverhead County Fair Team Roping Classic, Harry Andrus Arena**
7:00 p.m. - 9:00 p.m. **Karaoke: Prickly Pear Productions**

FRIDAY, AUGUST 29 (Buildings Open 10:00 a.m. - 9:00 p.m.)

7:00 a.m. *4-H Breeding Sheep, Breeding Beef, and Breeding Hog Interviews
8:00 a.m. **Beaverhead County Fair Team Break-Away Roping (Enter at 7 a.m., Rope at 8 a.m.)**
9:00 a.m. *Judging of 4-H & Open Poultry & 4-H Poultry Showmanship
*Interview Judging of all 4-H Building Exhibits - Building closed during interview judging.
9:30 a.m. *4-H and Open Breeding Beef, Sheep, Swine, and Dairy Judging. Show schedule determined by Superintendents.
10:00 a.m. *Judging of 4-H Rabbits & 4-H Rabbit Showmanship
10:00 a.m. **Beaverhead County Fair Team Branding, Harry Andrus Arena**
11:00 a.m. **Judging of Open Class Rabbits**
2:00 p.m. *4-H Round Robin Showmanship Contest, Lundberg Show Ring
4:00 p.m. *FFA Livestock Judging Clinic
5:00 p.m. **Beaverhead County Fair Ranch Rodeo, Harry Andrus Arena**
7:00 p.m. *Silent Auction Bids start, 4-H Building (Bidding ends at 7 p.m. Saturday)
7:00 p.m. - 9:00 p.m. **Karaoke: Prickly Pear Productions**

SATURDAY, AUGUST 30 (Buildings Open 10:00 a.m. - 7:00 p.m.)

8:00 a.m.	Saturday Arena Events, Harry Andrus Arena (Entries close at 5 p.m. Thursday)
11:30 a.m. - 1:30 p.m.	*4-H & FFA Livestock Sale Buyer's Barbeque, Lundberg Show Ring
12:00 p.m. - 2:00 p.m.	Music on the Midway: Morgan Seymour
1:30 p.m.	*4-H & FFA Market Livestock Sale
4:00 p.m. - 6:00 p.m.	Karaoke: Prickly Pear Productions
7:00 p.m.	*Silent Auction Bids End, 4-H Building
7:00 p.m. - 8:00 p.m.	*4-H Silent Auction - pick up articles in 4-H Building
7:00 p.m. - 10:00 p.m.	Rabbit Check Out
7:30 p.m.	Dillon Jaycees PRCA Rodeo, Harry Andrus Arena (Tickets available online at www.dillonjaycees.com)
6:00 p.m. - 8:00 p.m.	*Check-out of all Companion Animals

SUNDAY, AUGUST 31 (Buildings Open 9:00 a.m. – 12:00 p.m. for entry pick-up/check-out)

7:00 a.m.	PRCA Team Roping, Calf Roping and Steer Wrestling Slack
8:00 a.m. - 12:00 p.m.	4-H Building Check-out
9:00 a.m. - 12:00 p.m.	Open Exhibits Check-out. PLEASE PICK UP YOUR EXHIBITS. ALL EXHIBITS MUST BE PICKED UP. THANKS FOR YOUR COOPERATION.
9:00 a.m.	*All 4-H, FFA & Open Livestock pens (hogs, sheep, beef, goats, etc.) need to be cleaned by 9:00 a.m. No Exceptions.
1:00 p.m.	Dillon Jaycees PRCA Rodeo, Harry Andrus Arena (Tickets available online at www.dillonjaycees.com)
8:00 p.m.	Dillon Jaycees Concert, Harry Andrus Arena (Gates open at 7 p.m.) Clint Black with opener Tanner Laws (Tickets available online at www.dillonjaycees.com)

MONDAY, SEPTEMBER 1

10:00 a.m.	Dillon Jaycees Labor Day Parade (Entry forms available at www.dillonjaycees.com)
------------	--

IMPORTANT INFORMATION

ENTRY DATES: Entry for all non-animal Open Class Departments will be on Tuesday, August 26 from 10 a.m. to 8 p.m. Check Out for Open Class Exhibits will be on Sunday from 9-12. Please pick up your exhibits. Perishable entries will be disposed of if not picked up.

JUDGING: Judging for all non-animal Open Class Departments will take place on Wednesday, August 27.

OPEN DIVISION: Youth & Adult Exhibits from Beaverhead, Madison, Jefferson, and Silver Bow Counties.

4-H AND FFA: Only Beaverhead County and Melrose 4-H Clubs.

WEED SEED FREE FORAGE POLICY: NO HAY other than WEED SEED FREE FORAGE may be brought into the Fairgrounds.

AUGUST 10: Deadline for registration of all animals. All open class, 4-H, and FFA animals must be registered at the Beaverhead County Extension Office by midnight.

Beaverhead Co. Fair & Montana's Biggest Weekend Highlights.....

Arena Events

Open 4D Barrel Race, Wednesday @ 6:30 p.m.
Team Roping Classic, Thursday @ 6:00 p.m.
PRCA Breakaway Roping, Thursday @ 10:00 a.m.
Team Break-Away Roping, Friday @ 8:00 a.m.
Team Branding, Friday @ 10:00 a.m.
Ranch Rodeo, Friday @ 5:00 p.m.
Youth SAE Rodeo, Saturday @ 8:00 a.m.

Open, 4-H & FFA Livestock Shows

Market Hog, Thursday @ 8 a.m.
Market Beef, Thursday @ 1 p.m.
Market Lamb & Goat, Thursday @ 5 p.m.
4-H & FFA Livestock Sale, Saturday @ 1:30 p.m.

Live Music on the Midway

Katie Hall, Wednesday @ 6-8 p.m.
Katie Hall, Thursday @ 4-6 p.m.
Karaoke: Prickly Pear Productions, Thursday @ 7-9 p.m.
Karaoke: Prickly Pear Productions, Friday @ 7-9 p.m.
Morgan Seymour, Saturday @ Noon-2 p.m.
Karaoke: Prickly Pear Productions, Saturday @ 4-6 p.m.

Dillon Jaycees PRCA Rodeo

Saturday, August 30th at 7:30 p.m.
Sunday, August 31st at 1:00 p.m.
Tickets: www.dillonjaycees.com

Dillon Jaycees Concert

Sunday, August 31st at 8:00 p.m.
Clint Black with Special Guest Artist Tanner Laws
Tickets: www.dillonjaycees.com

JOIN THE FUN AT THE FAIR....

4-H, FFA & OPEN LIVESTOCK SHOWS EVERY DAY

OPEN 4D BARREL RACING WEDNESDAY

TEAM ROPING CLASSIC THURSDAY

TEAM BRANDING & RANCH RODEO FRIDAY

EXCITING OPEN CLASS EXHIBITS ALL WEEK

LIVE MUSIC & KARAOKE CONTESTS ON THE MIDWAY THURSDAY, FRIDAY AND SATURDAY

TWO BIG DAYS OF DILLON JAYCEES PRCA RODEO ON SATURDAY & SUNDAY


FOOD VENDORS, BEER GARDENS, EXPOS

YOUTH RODEO, KIDS MUTTON BUSTIN' & STEER RIDING ON SATURDAY

DILLON JAYCEES OUTDOOR CONCERT ON SUNDAY

2025 BEAVERHEAD COUNTY FAIR

BEAVERHEAD COUNTY FRIENDS OF THE FAIR FOUNDATION



The Beaverhead County Friends of the Fair Foundation accepts gifts and donations that go directly to the improvement of the fairgrounds and facilities. Donations may be specifically earmarked.

CONTACT 406-925-3645 FOR MORE INFORMATION

**THE BEAVERHEAD COUNTY FRIENDS OF THE FAIR FOUNDATION IS A
501(c)(3) NON-PROFIT ORGANIZATION**

A SPECIAL THANKS TO OUR
RIBBON & ROSETTE SPONSORS:

AgWest Farm Credit
Pioneer Federal Savings & Loan
Rocky Mountain Supply, Inc.
The Bank of Commerce
Stockman Bank
Forrester Livestock, LLC
George & Fran Schisler
Andrew & Myrna Johnson
Jon & Cathy Konen
Jerry & Tammy Meine
Jerry & Tammy Meine, In Memory of Mike Rice
Steve & Cathy Cottom
Greg & Keeley Fitzgerald
Beaverhead 7-UP Ranch – Kim Laden
Ed & Barb Malesich
Giem Angus
Mike & Penny Raffety
Chris and Kristi Colleran – Home Ranch MT
The Matador Cattle Company
First West Insurance – RJ Fitzgerald, Agent
Robert & Diane Hutton
Kristen Walters Swenson
Bill & Kathy Knox
Randy & Annie Rorabaugh
Split Diamond Ranch

Your continued support of the Beaverhead
County Fair is appreciated!


YOUTH EXHIBITOR AWARD

In Memory of Joe Womack

\$25.00 – Sponsored by Brenda, Dillon, & Jennifer Womack

Previous Winners

2024 - Paul Stout
2023 - Izzy Terrill
2022 - Izzy Terrill
2021 - Izzy Terrill
2020 - Not awarded due to Covid-19
2019 - Emma Mitchell
2018 - Sinikka Andrus
2017 - Sinikka Andrus
2016 - Sinikka Andrus
2015 - Sinikka Andrus
2014 - Faye Holland
2013 - Augustina Wofford
2012 - Sarah Madany
2011 - Augustina Wofford
2010 - Augustina Wofford
2009 - Austin Cross
2008 - Austin Cross
2007 - Austin Cross
2006 - Austin Cross
2005 - Austin Cross
2004 - Hannah Nichols
2003 - Jadon Nichols
2002 - Hannah Nichols
2001 - Hannah Nichols
2000 - Matthew Raffety
1999 - Josh Hart
1998 - Heidi Strohmyer
1997 - Matthew Raffety
1996 - Michelle Kinzer
1995 - Heidi Kinzer
1994 - Heidi Kinzer
1993 - Heidi Kinzer



2024 Winner
Paul Stout



The Youth Exhibitor Award will be awarded to a youth who has entered three departments or more in the Open Division. A youth is defined as being 17 years of age or younger as of the first day of the Fair. The winner will be chosen on the following point system: Blue - 3 points; Red - 2 points; White - 1 point.

MURLIN CONOVER MEMORIAL AWARD

Champion Adult Exhibitor ~ \$50

Murlin Conover was a very talented lady and proud of the Beaverhead County Fair where she was an exhibitor for many, many years. She was well known for her knitting, sewing, and other needlework and also for her Swedish Tea-rings and beautiful flowers. This award is given in memory of Murlin Conover (1912-2004) by loving members of her family.

The Adult Exhibitor Award will be awarded to someone over 18 years of age who has entered items in three or more departments in the Open Division. The winner will be chosen on the following point system: Blue – 3 points; Red – 2 points; White - 1 point.

Previous Winners

2024 - Kim Conover	2017 - Kim Nye	2010 - Kim Nye
2023 - Kim Nye	2016 - Adele Hansen	2009 - Kim Nye
2022 - Anna Rhodes	2015 - Jeannette Redfield	2008 - Jeannette Redfield
2021 - Amy Bump	2014 - Adele Hansen	2007- Jeannette Redfield
2020 - Not awarded due to Covid-19	2013 - Jeannette Redfield	2006 - Jackie Cross
2019 - Gail Hansen	2012 - Jeannette Redfield	2005 - Jeannette Redfield
2018 - Adele Hansen	2011 - Kim Nye	2004 - Jeannette Redfield

2024 Award Winner

Kim Conover

Congratulations Kim!

**THANK YOU TO ALL OF OUR 2025
AWARD AND PREMIUM SPONSORS!**

**THANKS TO YOUR GENEROSITY WE ARE
ABLE TO AWARD OVER \$20,000 IN CASH
AND PRIZES EACH YEAR TO OUR
CONTESTANTS AND OPEN CLASS, 4-H
AND FFA EXHIBITORS!**

OPEN DIVISION RULES & REGULATIONS

ENTRY AND REMOVAL OF EXHIBITS

1. Open Division competition is open to all residents of **Beaverhead, Madison, Jefferson, and Silver Bow Counties with the exception of arena events (see entry form for arena event rules)**. The Open Division Youth sections are open to youth 17 years of age and under. Those 18 as of first day of fair must compete in the adult division.
2. Exhibitors in Open Class may enter up to two exhibits under one lot number unless only one is specified in said Department. Exhibits can be entered in only one lot number.
3. All entries must be made on regular **non-animal** entry blanks, with the exception of all animals, which must be entered by contacting the Beaverhead County Extension Office in Dillon. **All tags used must be for Beaverhead County Fair, not used over from other fairs!**
4. No entry (except in animals and houseplants) is eligible to enter which has previously been exhibited at this Fair.
5. All **non-animal** entry blanks must be properly filled in and submitted to the superintendent when entering the exhibit. **All animal** entry blanks must be properly filled in and sent or brought to the Extension Office, 2 South Pacific.. Be sure to fill in correct **mailing address**, as checks will be **mailed by October 15**.
No entries will be allowed after the times stated in the schedule of events.
6. Exhibits, except livestock, shall be the property of the exhibitors & shall be of his own production. The management reserves the right to require a sworn affidavit as to the ownership, producer, and place of any exhibit.
7. Exhibits can be picked up on Sunday after Rodeo and before 8:00 pm, but must be checked out with the Superintendent. Buildings locked at 8:00 pm. Exhibits not picked up will be brought to the Office by the Superintendent. **PLEASE CHECK OUT YOUR EXHIBITS BY SUNDAY**. Exhibits not picked up will be disposed of or donated to charity. The fair is not responsible for exhibits not picked up. Any removed without permission will not receive premium money. All entries in Dept. K (Needlework - Sewing) and Dept. L (Drawing & Painting, Photography, Hobbies & Crafts) must be signed out. Vegetables and food exhibits not claimed will be disposed of to a local charity at the discretion of the management. Exhibits will be disqualified if tags and blanks are not completed.
8. Exhibits erroneously entered may be transferred at the discretion of the superintendent of the department in which they properly belong, if done prior to the start of judging in the class in which they are eligible. **Exhibits not classified in the Premium List may be given a Lot # by the Department Superintendent.**
9. If you cannot bring your exhibit in person, address all exhibits to the Beaverhead County Fair Office, 2 S. Pacific, #4, Dillon, MT 59725, or take to the Fair Office, (Make sure entry blanks are enclosed with exhibit entries). All exhibits must be well packed or crated and shipped with all charges prepaid. The Fair, or any of its agents or officers, will not be responsible for the loss, damage, or injury of any article, bird, or animal exhibited at the Fair, either during the Fair or while it is en route to or from the Fair, nor will the Fair be held responsible for the safe return of any exhibits to its owner, although due caution will be exercised to prevent loss or damage. All exhibitors will be held responsible for the return of exhibits.
10. Exhibits are open to Amateur Exhibits only.

JUDGING AND PREMIUMS

1. In all Open Division lots, ribbons may be awarded as follows: 1st place, Blue; 2nd place, Red; and 3rd place, White. Only one blue, one red and one white may be awarded in each lot. If no exhibit merits a blue, red or white ribbon, none has to be awarded. Absence of competition will not be accepted as justification for awarding a high class prize to an animal or article of medium or inferior quality. **The judges in Department K reserve the right to disqualify any articles of clothing which are soiled or not washed before exhibiting.**
2. **Purple Ribbons** will be awarded only in instances where the quality of the exhibit is so outstanding as to merit special consideration, and a blue ribbon has already been awarded. **Blue ribbons will not be removed and awarded to another exhibit.**
3. **Rosettes** are awarded only to blue &/or purple winners upon completion of that given category. (i.e., Man's shirt)
4. Any exhibit failing to meet the requirements of number will not be judged or allowed to compete for awards.
5. Judges are instructed to place market animals on the basis of realistic market conditions.
6. Exhibitors must be able to show livestock to qualify for ribbons and awards.
7. **ALL JUDGES DECISIONS ARE FINAL. ALL EXHIBITS MUST BE JUDGED!**
8. All premiums will be paid by mail by October 15. Premiums will be paid according to the official awards entered in the judge's book and not the premium tags or ribbons.
9. NO CHECKS from a current Fair will be honored after February 1 of the next year.
10. Premiums are paid as follows: Purple Ribbons, \$4.00; Blue Ribbons, \$3.00; Red Ribbons, \$2.00; White Ribbons, \$1.00. **Livestock** (sheep, swine, beef) premiums are paid as follows: Purple Ribbons, \$15.00; Blue Ribbons, \$10.00; Red Ribbons, \$5.00; White Ribbons, \$3.00.

GENERAL

1. Management of the Beaverhead County Fair reserves the final and absolute right to interpret all rules & regulations, to arbitrarily settle and determine all matters, questions, and differences in regard thereto, connected or incidental to the Fair.
2. Rights are reserved by the Board to formulate and announce new rules to meet emergencies that may arise during the Fair and to adjudicate all matters arising from the Fair.
3. The Fair Management reserves the right to exclude from the fairgrounds any person or persons whom it may deem undesirable, or who shall violate any of the rules laid down by the management, or who shall otherwise become offensive.
4. Every animal and article upon the grounds shall be under the control of the Fair Board, but while every precaution will be taken for the safekeeping of the same, neither the Fair Board, nor any of its officers nor agents will be responsible in any case for any loss or accident which may occur.
5. The management reserves the right to prescribe dimensions and regulate the position of all signs, and suggest the arrangement of articles on exhibition so far as the same may be necessary to secure harmony and attractive appearances.
6. The management reserves the right to regulate the parking of automobiles or other vehicles or conveyances within the fairgrounds and to direct where they shall be driven therein.
7. The management reserves the right to amend or add to these rules, as they in their judgment may deem advisable. In the event of conflict between general and special rules, the latter shall govern.
8. All Fair rules and regulations are drawn up by the Beaverhead County Fair Board.
9. No advertising is allowed by stating a price, where product can be purchased, or by who made or sold on any exhibit. Exhibit will be disqualified if this rule is not followed. This rule applies also after judging is completed. Any exhibit/exhibits on display for selling or advertising can be exhibited under, Booths and Commercial Space.

SUPERINTENDENTS

1. Each superintendent shall have charge of the department assigned to him/her and be responsible for securing their own volunteer help. Each superintendent is charged with caring for and receiving the book of his department with the awards in each duly and properly entered therein, as it is upon this record only that premiums can be paid. Each page must be signed by the superintendent or judge immediately after completion of awards for the class. All superintendents shall furnish office with Special Awards sheet upon completion of judging. They shall file a report of their department, with recommendations, with the Fair Secretary at the close of the Fair.

AGRICULTURAL EXHIBITS

1. Ownership: All exhibits must be owned by and entered in the name of the exhibitor. No exhibitor may receive more than two awards in any one lot.
2. Each livestock, rabbit, or poultry exhibitor should bring enough feed for their animal for the duration of the fair. Bedding for the entire Fair will be furnished by the Fair Management. Exhibitors should also bring their own troughs, pails or any other necessary equipment.
3. Identification: Identification signs provided by the Fair and filled out by the exhibitor, must be easily seen and in place before judging.
4. Beef, sheep, and swine stalls will be reserved and assigned on a first come, first served basis at the time of preregistration. Please check with the superintendent for your assigned location before unloading your livestock.
5. WILD ANIMALS - If an exhibitor is unable to handle his/her beef, that beef has to go home for reasons of safety.
6. **NOTE: NO HAY** other than **WEED SEED FREE FORAGE** may be brought into the Fairgrounds.

BOOTHS & COMMERCIAL SPACE

1. Indoor booths in the Commercial Buildings and assigned outdoor space are available on a first come, first pay basis for commercial use and display. Fees must be received by the Fair Secretary before a booth can be reserved.
2. Limited outdoor food concession spaces are available. A rental fee is required and must be received by the Fair Management before it can be reserved. A reference from another Fair must be received along with the fee.
3. All booths must be in place anytime on Wednesday of Fair week and ready to open on Thursday morning. Your area must be cleaned up before leaving.
4. All booths must be kept clean, sanitary, and orderly.
5. NO TRUCKS, ETC. (for restocking, etc. purposes) will be allowed on grounds after 9:00 a.m. on Thursday, Friday, Saturday, and Sunday.

OPEN DIVISION

DEPARTMENT A - BEEF

SPECIAL AWARDS AND SPONSORS:

Grand Champion Female of Show - \$50.00 - Dillon Livestock Auction

Grand Champion Male of Show - \$50.00 - Circle L Angus

Reserve Champion Female of Show - \$35.00 - Split Diamond Ranch, Steve & Hans Buckner

Reserve Champion Male of Show - \$35.00 – Bvhd. Co. Fair & Mike Coleman Construction

Champion Female Hereford - \$25.00 - Jack Hirschy Livestock, Inc.

Champion Male Hereford - \$25.00 - Beaverhead County Fair

Champion Female Black Angus - \$25.00 - Forrester Livestock Ranch

Champion Male Angus - \$25.00 - Giem Angus, Twin Bridges

Champion Female Crossbreed - \$25.00 - Hagenbarth Livestock

Champion Female Exotic - \$25.00 - Beaverhead County Cattlewomen

Champion Male Exotic - \$25.00 - Turner Ranch Properties

BEEF BREEDING STOCK

Superintendent: Ryan Hughes (406) 581-1873

BEEF BREEDING STOCK

Females: Hereford Angus Shorthorn Crossbreed Exotic

- 100 Spring Heifer (calved after March 4, 2024)
- 101 Jr. Heifer (calved January 1 - February 28, 2025)
- 102 Winter Heifer (calved November 1 - December 31, 2024)
- 103 Sr. Heifer (calved September 1 - October 31, 2024)
- 104 Summer Yearling (calved July 1 - August 31, 2024)
- 105 Late Spring Yearling (calved May 1 - June 30, 2024)
- 106 Early Spring Yearling (calved March 1 - April 30, 2024)
- 107 Jr. Yearling (calved January 1 - February 28, 2024)
- 108 Sr. Yearling (calved September 1 - December 31, 2023)
- 109 Two Year Old (calved January 1 - June 30, 2023)
- 110 Mature Cow

Bulls: Hereford Angus Shorthorn Crossbreed Exotic

- 120 Spring Bull (calved after March 1, 2025)
- 121 Jr. Bull (calved January 1 - February 28, 2025)
- 122 Winter Bull (calved November 1 - December 31, 2024)
- 123 Sr. Bull (calved September 1 - October 31, 2024)
- 124 Summer Yearling (calved July 1 - August 31, 2024)
- 125 Late Spring Yearling (calved May 1 - June 30, 2024)
- 126 Early Spring Yearling (calved March 1 - April 30, 2024)
- 127 Jr. Yearling (calved January 1 - February 28, 2024)
- 128 Sr. Yearling (calved July 1 - December 31, 2023)
- 129 Two Year Old (calved January 1 - June 30, 2023)
- 130 Mature Bull

OTHER BREEDING CLASSES

- | | | | |
|-----|---|-----|--|
| 200 | Group of two bulls - bred and owned by breeder | 206 | Pair of Calves - either sex or mixed sex |
| 201 | Super Cow Class - two offspring of either or same sex | 207 | Two Year Old Cow & Calf |
| 202 | Get-of-Sire - 4 animals, by one sire, any age, either or both sex | 208 | Mature Cow & Calf |
| 203 | Best Six Head - owned or co-owned by exhibitor | 209 | Feeder Calf (200-400 pounds) |
| 204 | Pair of Yearling - either sex or mixed sex | 210 | Feeder Calf (401-675 pounds) |
| 205 | Baby Calves | | |

MARKET BEEF

Superintendent: Jacob Smith (406) 835-3451

SPECIAL AWARDS AND SPONSORS:

1st Place - \$200.00 - Schuett Farms

2nd Place - \$100.00 - Schuett Farms

3rd Place - \$50.00 - Schuett Farms

4th Place - \$25.00 - Schuett Farms

20 Market Beef - any breed or combination

DEPARTMENT B - DAIRY CATTLE & DAIRY GOATS

Superintendent: Ryan Hughes (406) 581-1873

SPECIAL AWARDS AND SPONSORS:

Champion Dairy Exhibit - \$10.00 - Beaverhead County Fair

All rules the same as Department A - Beef. Animals will be judged on size for age, dairy type, vigor and condition, and milk-producing characteristics.

Dairy Cattle:

- | | | | |
|---|--|---|--|
| 1 | Heifer, under 2 years | 5 | Bull, under 1 year |
| 2 | Heifer, over 2 years (in calf or milking) | 6 | Bull, over 2 years |
| 3 | Cow, milking, 3 years or older | 7 | Mother & 2 offspring, any breed or cross |
| 4 | Cow, dry (showing signs of freshening, 3 years or older) | | |

Dairy Goat:

- | | | | |
|----|-------------------------|----|--|
| 20 | Doeling, under 1 year | 24 | Mother & offspring, any breed or cross |
| 21 | Doe, milking, 1-2 years | 25 | Get of Sire (three animals same breed, sire must be named) |
| 22 | Doe, dry, 1-2 years | 26 | Other Dairy Goat |
| 23 | Doe, over 2 years | | |



DEPARTMENT C - SHEEP & GOATS

Superintendent: Liz Jones (406) 832-3219



SPECIAL AWARDS & SPONSORS:

Champion Ram - \$10.00 - Pioneer Federal Savings & Loan

Reserve Champion Ram - \$10.00 - Nancy Johnson

Champion Ewe - \$10.00 - Pioneer Federal Savings & Loan

Reserve Champion Ewe - \$10.00 - Nancy Johnson

BREEDING SHEEP

All lambs must be born on or after the first of this year to be eligible.

	Hampshire	Columbia	Rambouillet	Targhee	Suffolk	Texel	Other
	<u>Lot</u>	<u>Lot</u>	<u>Lot</u>	<u>Lot</u>	<u>Lot</u>	<u>Lot</u>	<u>Lot</u>
Ewe Lamb	1	7	13	19	25	31	37
Ram Lamb	2	8	14	20	26	32	38
Yearling Ewe Class	3	9	15	21	27	33	39
Mature Ewe Class, 2 & over	4	10	16	22	28	34	40
Ram 1 year, under 2 years	5	11	17	23	29	35	41
Ram, 2 years or over	6	12	18	24	30	36	42

50 Ewes with Lambs

51 Pen of 3

52 Get-of-Sire, Pen of 3

53 Get-of-Sire (includes Ram & two of his lambs)

54 Family Class (includes Ram, Ewe & their lamb(s))

MARKET SHEEP

60 Open Market Class

70 Locally Grown

MEAT GOATS

Meat goats may be shown with or without horns. Meat goats are usually shown with horns, but goats without will not be discriminated against. Meat goats may be does or wethers, but no bucks will be shown in the meat goat class.

90 Female, under 1 year

91 Female, over 1 year

92 Male, under 1 year

93 Any other goat

DEPARTMENT D - SWINE

Superintendents: Yvonne Jones (406) 832-3219 & Jeff Ford (406) 925-2595

SPECIAL AWARDS & SPONSORS:

Champion Breeding Swine - \$10.00 - Randy & Helen Tommerup

Champion Open Market Swine - \$10.00 - Randy & Helen Tommerup

BREEDING SWINE

50 Sow under 1 year

51 Boar, under 1 year


52 Sow over 1 year

53 Boar, over 1 year

54 Litter, 4 or more

MARKET SWINE

30 Open Market Class



DEPARTMENT E - WOOL & FIBERS SHOW

Superintendents: Celine Beaucamp-Stout (406) 660-7113 or Nikky Oswald (541) 699-8596

Entry: Tuesday, August 26 from 10 a.m. to 8 p.m.

Judging: Wednesday, August 27

SPECIAL AWARDS & SPONSORS:

ADULT

Grand Champion - \$10.00 - Beaverhead County Fair

Reserve Champion - \$5.00 - Beaverhead County Fair

Superintendent's award - \$10.00 - Beaverhead County Fair

YOUTH

Grand Champion - \$10.00 - Beaverhead County Fair

Reserve Champion - \$5.00 - Beaverhead County Fair

Superintendent's award - \$10.00 - Beaverhead County Fair

Wool and mohair instructions:

The fleece sample must be well-cleaned: picked clean of debris but unwashed to show the crimp. The sample must be placed in a transparent gallon Ziploc bag, not too packed to allow the judge to easily inspect the fibers (Do not keep sheep wool bagged for a long period of time to avoid stickiness from the lanolin). In order to compete for prizes, each fleece must (A) have been shorn in the current year and (B) represent not more than 12 months' growth, except for yearling fleeces. Mixed-breed wool will be entered based on grade and color.

Criteria for judging: Clean wool content, fineness, strength, purity, character and color, and length of staple for the grade.

Other specialty fibers instructions:

The fleece sample must be well-cleaned: picked clean of debris but unwashed to show the natural structure of the fibers. The sample must be placed in a transparent gallon Ziploc bag, not too packed, to allow the judge to easily inspect the fibers.

Criteria for judging: Yield quality (cleanliness), firmness and uniformity, point length, character (waviness or locks if applicable), purity, softness, luster (shininess).

NATURAL COLORED SHEEP WOOL:

- 1 Fine: Spinning Count 64s to 80s (17-22 microns) (e.g. Cormo, Merino, Rambouillet, Targhee)
- 2 Medium: Spinning Count 50s to 62s (22-31 microns) (e.g. Cheviot, Columbia, Corriedale, Montadale, Tunis)
- 3 Long: Spinning Count 36s to 48s (31-40 microns) (e.g. Border Leicester, Coopworth, Cotswold, Lincoln, Romney, Wensleydale)
- 4 Double-Coated (e.g. Icelandic, Karakul, Navajo-Churro, Scottish Blackface, Shetland)

WHITE FLEECES SHEEP WOOL:

- 5 Fine: Spinning Count 64s to 80s (17-22 microns) (e.g. Cormo, Merino, Rambouillet, Targhee)
- 6 Medium: Spinning Count 50s to 62s (22-31 microns) (e.g. Cheviot, Columbia, Corriedale, Montadale, Tunis)
- 7 Long: Spinning Count 36s to 48s (31-40 microns) (e.g. Border Leicester, Coopworth, Cotswold, Lincoln, Romney, Wensleydale)
- 8 Double-Coated (e.g. Icelandic, Karakul, Navajo-Churro, Scottish Blackface, Shetland)

SPECIALTY FIBERS:

- 9 Alpaca
- 10 Llama
- 11 Mohair from goat (Angora)
- 12 Angora rabbit wool
- 13 Other



DEPARTMENT G - POULTRY AND RABBITS

GENERAL RULES

NOTE: If an animal has been entered in 4-H, the same animal cannot be entered in Open.

1. Each exhibit must be the property of the person showing it.
2. Please specify breed on the entry form.
3. Chicken - Exhibitors are allowed (2) Purebred entries per variety. Any number of varieties can be entered.
4. Eggs - Must be sorted as to size & marked accordingly. Only one size in each carton & only one size (your choice) will be accepted in each lot.
5. The Judge or Superintendent may change exhibit to a different class according to age or development.
6. Pregnant does or does with bunnies under six weeks of age will not be shown or displayed. No bunnies under six weeks
7. It is suggested that your rabbit be tattooed in the left ear to discourage theft and help the judge identify animals.
8. Exhibitors should have pens, cages, etc., clean and animals presentable for public display by 9 A.M. each morning.
9. All poultry must be clean and free from parasites.
10. If animal/animals are found to be contaminated or diseased or in poor condition when checked in or at time of judging, they will be disqualified, and owner must remove animal(s) from premises.
11. No Entry may be removed from cage or handled by an unauthorized person, except by Special Permission.
12. Exhibitors must secure cage doors with wire, snaps, or locks. If using locks, one key must be left with Superintendent.
13. Posters and Educational material and for sale signs will be allowed as judge doesn't see the cages. Also, tags can be left open for the enjoyment of viewers.
14. Each exhibitor must bring enough feed to last the duration of the Fair. Exhibitors should also bring their own troughs, pails and other necessary equipment, properly identified.
15. It is recommended that each exhibitor freeze 3 jugs of water for each cage of rabbit(s) he/she exhibits. If it is hot, place a jug of ice in with the animal(s). Change daily and re-freeze. It takes over 24 hours to re-freeze jug - that is why 3 are needed. The Fair will not have facilities for either re-freezing the jugs or keeping them frozen. This is the responsibility of the exhibitor only.
16. Young and mature birds, pairs and trios will be judged separately.
17. Any individual bird may not be entered in more than one lot.
18. All birds entered in any lot will be considered for awards.
19. More classes will be added if necessary to cover entries.
20. All Cross-Bred Birds can enter any number of entries but are limited to red and white ribbons. One red ribbon bird will be awarded Top Barney.
21. Only Blue Ribbon birds are eligible for Champion or Special Awards except (1) Barney Crossbred will be awarded. Barney is chosen on condition, coloring, size, or any characteristic, which makes it unique.
22. Any purebred is a bird recognized by the American Poultry Association.

POULTRY

Superintendent: Ellie & Christy Weldon--Contact Extension Office with Questions & Entry @ (406) 683-3785

SPECIAL AWARDS & SPONSORS:

Champion Pullet - \$10.00 - Helen Brown, in memory of Buster Brown

Champion Cockerel - \$10.00 - Gracie's New & Used

Champion Hen - \$10.00 - Beaverhead County Fair

Champion Rooster - \$10.00 - Vigilante Electric

Champion Pair of Chickens - \$10.00 - Beaverhead County Fair

Champion Trio - \$10.00 - Gracie's New & Used

Champion Mother & Baby/Babies - \$10.00 - Beaverhead County Fair

Top Barney - \$10.00 - Beaverhead County Fair

Champion Bantam - \$10.00 - Gracie's New & Used

Champion Eggs - \$10.00 - Beaverhead County Fair


Champion Turkey - \$10.00 - Beaverhead County Fair

Champion Waterfowl - \$10.00 - Beaverhead County Fair

Champion Guineafowl - \$10.00 - Beaverhead County Fair

Champion Peafowl - \$10.00 - Beaverhead County Fair

Champion Gamefowl - \$10.00 - Beaverhead County Fair



Pullet: Female fowl less than One-year-old

Cockerel: Male fowl less than One-year-old

Hen: Female fowl more than one year old.

Rooster: Male fowl more than one year old.

TURKEYS (meat)

- 1 Hen
- 2 Tom
- 3 Pair
- 4 Trio

GUINEAS

- 19 Hen
- 20 Cock
- 21 Pair
- 22 Trio

TURKEYS (breeding)

- 5 Hen
- 6 Tom
- 7 Pair
- 8 Trio

PIGEONS

- 23 Single
- 24 Pair
- 25 Trio

DUCKS

- 9 Hen
- 10 Drake
- 11 Pair
- 12 Trio

PARAKEETS

- 26 Single
- 27 Pair

GEESE

- 13 Goose
- 14 Gander
- 15 Pair

ANY OTHER VARIETY

- 28 Male
- 29 Female
- 30 Pair
- 31 Trio

PEA FOWL

- 16 Hen
- 17 Cock
- 18 Pair

CHICKENS

	<u>ROOSTER</u>	<u>COCKEREL</u>	<u>HEN</u>	<u>PULLET</u>
American Standard Breed	40	48	56	64
Asiatic Standard Breeds	41	49	57	65
English Standard Breeds	42	50	58	66
Continental Standard Breeds	43	51	59	67
All Other Standard Breeds	44	52	60	68
Any Hybrid Meat Type Breed	45	53	61	69
Barney Class	46	54	62	70
Other (<i>please label breed on entry</i>)	47	55	63	71

BANTY

75 Game Bantam

76 Feather Legged Bantam

77 Clean Legged Single Comb Bantam

78 Clean Legged Rose Comb Bantam

79 Clean Legged Other Comb Bantam

80 Other Bantam (*please label breed on entry*)

PAIRS AND TRIOS

81 Pair Chickens (over 1 year of age) (i.e., Rooster & Hen)

82 Pair Chickens (under 1 year of age) (i.e., Cockerel & Pullet)

83 Trio (over 1 year of age)

84 Trio (under 1 year of age)

85 Breeding Trio's (i.e., 2 Hens & Rooster)

EGGS

86 ½ dozen white Chicken Eggs

87 ½ dozen colored Chicken Eggs

88 ½ dozen brown Chicken Eggs

89 ½ dozen Bantam Eggs

90 ½ dozen white Duck Eggs

91 ½ dozen colored

RABBITS

Superintendent: Jackie Sutton--Contact Extension Office with Questions & Entry @ (406) 683-3785

SPECIAL AWARDS & SPONSORS:

Champion Purebred - \$15.00 - Kristen Walters Swenson

Reserve Champion Purebred - \$10.00 - Gracie's New & Used

Champion Crossbred - \$10.00 - Vigilante Electric Co-op, Inc.

Reserve Champion Crossbred - \$10.00 - Gracie's New & Used

Best of Show - \$15.00 - Vigilante Electric Co-op, Inc.

Breed Names	Jr. Buck	Int. Buck	Sr. Buck	Jr. Doe	Int. Doe	Sr. Doe
Californian	10	11	12	13	14	15
Cinnamon	20	21	22	23	24	25
New Zealand	30	31	32	33	34	35
Satins	40	41	42	43	44	45
Standard Rex	50	51	52	53	54	55
Other Breeds (over 9 lbs)	60	61	62	63	64	65
Mini Lop	70		72	73		75
Mini Rex	80		82	83		85
Holland Lop	90		92	93		95
Dutch	100		102	103		105
Other Breeds (4-7 lbs)	110		112	113		115
Netherlands Dwarfs	120		122	123		125
Other Breeds (under 4 lbs)	130		132	133		135
Crossbred Rabbits (over 7 lbs)	140		142	143		145
Crossbred Rabbits (under 7 lbs)	150		152	153		155

Doe & Litter	156	Babies must be 5 to 8 weeks of age.
Meat Pen (3)	157	5# maximum and not over 10 weeks of age. Must be same breed and variety, but need not be of the same litter.

FUR	Lot #	These classes only look at the wool or fur on the rabbit. The rabbit is judged in one of the above classes for body type, etc.
Normal	158	
Rex	159	
Satin	160	
Wool	161	

Rabbits are broken into four class or six class breeds. As a general rule animals with a mature weight over 9 pounds are shown as a six-class animal while animals with a mature weight under 9 pounds are shown as a four-class animal. In the six class animal designation juniors are up to 6 months of age; intermediates are 6 to 9 months of age; seniors are over 9 months of age. In a four-class rabbit any rabbit up to 6 months is considered a junior, while any animal over 6 months is a senior.



DEPARTMENT I AGRONOMY - GRAINS & HAY

Superintendents: Celine Beaucamp-Stout (406) 660-7113 or Nikky Oswald (541) 699-8596

Entry: Tuesday, August 26 from 10 a.m. to 8 p.m.

Judging: Wednesday, August 27

SPECIAL AWARDS & SPONSORS:

Champion Grain and/or Hay Exhibit - \$10.00 - Intermountain Irrigation, Inc.

Reserve Champion Grain and/or Hay Exhibit - \$5.00 - Beaverhead County Fair

Superintendent's Award - \$10.00 - Beaverhead County Fair

All entries must be current year's crops unless otherwise designated. Exhibits will not be eligible for competition unless amount specified is exhibited. All products in this class must be field grown and none can be hothouse grown.

SHEAF GRAIN

Sheaves must be at least 3 inches and not more than 5 inches in diameter just below the head, tied in 3 places. Previous year's crops may be shown if not shown before.

- 1 Spring Wheat, hard variety
- 2 Spring Wheat, soft variety
- 3 Oats, any variety
- 4 Winter Wheat, any variety
- 5 Barley, 2-4 row variety
- 6 Barley, 4-6 row variety

THRESHED GRAIN

One gallon must be shown. Previous year's crops may be shown if not shown before.

- 10 Spring Wheat, hard variety
- 11 Spring Wheat, soft variety
- 12 Oats, any variety
- 13 Winter Wheat, any variety
- 14 Barley, 2-4 row variety
- 15 Barley, 4-6 row variety

HAY

Exhibits must be sheaves of cured hay, 3 to 5 inches in diameter and tied in 3 places. Any entry of baled hay must consist of a clear gallon-ziploc bag.

- 20 Sheaf of Hay
- 21 Baled alfalfa
- 22 Baled mixed hay, grasses and legumes
- 23 Baled hay - native grasses
- 24 Baled hay - varieties



DEPARTMENT J - HORTICULTURE - FRUITS & VEGETABLES

Superintendents: Celine Beaucamp-Stout (406) 660-7113 or Nikky Oswald (541) 699-8596

Entry: Tuesday, August 26 from 10 a.m. to 8 p.m.

Judging: Wednesday, August 27

SPECIAL AWARDS & SPONSORS:

ADULT

Grand Champion Vegetable - \$10.00 - Be the Change 406 Coalition

Reserve Champion Vegetable - \$5.00 - Turner Ranch Properties

Grand Champion Fruit - \$10.00 - Vigilante Electric Co-op Inc.

Reserve Champion Fruit - \$5.00 - Turner Ranch Properties

Grand Champion Vegetable Display - \$10.00 - Rocky Mountain Supply, Inc.

Grand Champion Fruit Display - \$10.00 - Dennis & Jerry Jo Rehse

Grand Champion Judge's Choice - \$10.00 - Vigilante Electric Co-op Inc.

Superintendent's Award - \$10.00 - Rocky Mountain ATM's



YOUTH

Grand Champion Vegetable - \$10.00 - Beaverhead Co. Fair

Reserve Champion Vegetable - \$5.00 - Richard & Dorothy Wheeler

Grand Champion Fruit - \$10.00 - State Farm Insurance

Reserve Champion Fruit - \$5.00 - Richard & Dorothy Wheeler

Grand Champion Fruit Display - \$10.00 - Richard & Dorothy Wheeler

Reserve Champion Fruit Display - \$5.00 - Richard & Dorothy Wheeler

Grand Champion Vegetable Display - \$10.00 - Be the Change 406 Coalition

Reserve Champion Vegetable Display - \$5.00 - Be the Change 406 Coalition

Superintendent's Award - \$10.00 - Rocky Mountain ATM's

NOTE: ONLY 1 ENTRY PER PERSON PER LOT NUMBER!

AGE GROUPINGS

Adult, 18 & over - use white entry form

Youth, 2-17 yrs old - use pink entry form

Please put "Y" and your age in the right corner of your entry tags (e.g. Y8)

GARDEN VEGETABLES – Rules & Preparation

GENERAL RULES: All exhibits **MUST** be grown by the exhibitor and **MUST NOT** have been a purchased product (youth: the child exhibitor 2 years old minimum of age, must have helped plant, care for, and harvest the produce). The product **MUST** be entered for the 1st time in any fair.

* Please read the "Open division rules & regulations" for more details.

NOTE: ONLY 1 ENTRY PER PERSON PER LOT NUMBER!

TAGS and ENTRY FORMS: ALL TAGS USED MUST BE FOR BEAVERHEAD COUNTY FAIR. The tag should be taped on the outside of the plastic bag, on a flat corner, so it doesn't hide produce(s). For exhibits without a plastic bag: FOR GARLIC, ONIONS, LEEKS, ZUCCHINI, HERBS, and ANY EXHIBIT TOO LARGE, fasten the tag with string or tape to the produce itself or the container (herbs). If you know the specific name of your entry, write it on the tag.

JUDGING CRITERIA:

Judging will be done according to presentation, condition, size, and uniformity. Different varieties (incl. colors) of the same lot will be judged together unless the number of entries within one lot makes judging too complicated. In that case, the "other" category may be used to divide produces at the superintendents' discretion.

1/ PRESENTATION: ALL EXHIBITS must be shown on a white paper plate, without any decorations (incl. entries for "largest by weight" and "longest/largest"). ALL EXHIBITS and their plate need to be inserted in a gallon-size Ziploc bag (logo side down) or a clear plastic bag fastened with a wire tie, EXCEPT FOR GARLIC, ONIONS, LEEKS, ZUCCHINI, HERBS, and ANY EXHIBIT TOO LARGE for a plastic bag. The exhibitor must provide paper plates and plastic bags. Herbs may be placed in a

container with water to prevent wilting. The container can be either plastic or glass and must be heavy enough to maintain the weight of the herbs near a vertical position. **2/CONDITION:** The maturity of vegetables and fruits should be ADEQUATE for the specific produce (neither over-mature nor under-mature, aka "ready-to-eat"). Produces must be clean: free of dirt, insects, and damage (mechanical, dirt, moisture, sunburn, disease, insects, or other). Water is not always recommended to clean; refer to each produce requirements. **3/SIZE:** Vegetables and fruits should be the best marketable or usable size. It should be neither the largest nor the smallest unless oversize is the specific goal (for example, for "largest zucchini"). **4/ UNIFORMITY:** It is an essential judging criterion. The exhibit should be uniform in size, mainly when containing more than one produce.

VEGETABLE PREPARATION & ENTRY

Please review each entry requirements carefully:

ASPARAGUS. 1 bunch of 5 spears. The spears should be round, straight, and at least ½ inch in diameter, measured 1 inch from the trimmed butts. The length should be 7-9 inches after trimming. There should not be more than 1 inch of white showing at the bottom and no purple overcast. Spears should be brittle and easily punctured. The tips should be tight with no opened bracts ("leaves"). The bunch should be neat and held together with cord or rubber bands in two places near the butts and just below the tips.

- 1 Asparagus (1 bunch of 5)

ARTICHOKE. 1 head. The flower bud should be about 9 inches and compact – the bracts (scales) should not be opened and not split or frayed. Purple color should be very limited (a sign of cold weather). The stem should be 2 ½ to 3 inches neatly trimmed.

- 2 Artichoke (1)

BEANS. 6 beans. Snap: Beans should be whole with about 1/4" of the stem, without spent blossoms. Pods should be firm and brittle with small seeds. Pods should have the same degree of curvature and be arranged with the stems and curves facing the same way. Lima unshelled: Select full-size, dark green pods that are still tender and fresh. The beans inside should be well-developed. Do not use pods that have begun to yellow. Arrange neatly as described for snap beans. Dry: Beans are harvested, shelled, and dried. DO NOT BAG dry beans.

- 3 Beans, snap, green; bush and pole alike (6)
- 4 Beans, snap, other colors including violet, red, yellow, or variegated; bush and pole alike (6)
- 5 Beans, unshelled, lima (6)
- 6 Beans, shelled, dry (6)
- 7 Beans, other (6)

BEETS. 3 beets. Roots should be well-colored, smooth, tender, and well-shaped according to variety. Select roots 1 ½ to 2 ½ inches in diameter. Allow most of the taproot to remain. Trim tops 1 to 1 ½ inches. Slice one of the beets in half to show the flesh.

- 8 Beets, Red (3)
- 9 Beets, Chioggia (3)
- 10 Beets, Golden (3)
- 11 Beets, Others (3)

BROCCOLI. 1 head or a bunch of 5. Select heads that are fresh, firm, tender, tight, and crisp. Color should be true to variety. The minimum diameter of the head should be at least 3 inches in diameter, with the stem neatly cut to create a 7-inch stem for the head and 5 inches long for side shoots or bunching varieties. Remove all leaves below the head. Florets should be tight (not opened) and with a perfectly matured color, true to variety (no yellowing).

- 12 Broccoli, head (1)
- 13 Broccoli, Romanesco (1)
- 14 Broccoli, branching varieties (1 bunch of 5)
- 15 Broccoli, others

BRUSSEL SPROUTS. 6 sprouts. Sprouts should be neatly trimmed from the stalk as to leave about ¼ inch stem. The buds should not be less than 1 inch in diameter. They should be round, compact, and firm. The buds should be medium green and contain no loose outer leaves.

- 16 Brussels sprouts, catskill (6)
- 17 Brussels sprouts, others (6)

CABBAGE. 1 head. Type is essential. It is best to exhibit heads that are medium size, 2 to 5 lbs. Heads should be firm and heavy for their size, not withered or soft. The midribs should not be large, as that would indicate coarseness. Leaves should not be peeled too closely. Stems should be neatly cut about ½ inches below the lowest leaf. Do not peel to shiny skin. Cabbage should not split before judging. Savoy variety should be about 8-10 inches in diameter and typically not as tight as common cabbage. Do not wash cabbage, but carefully brush off as much soil as possible.

- 18 Cabbage, round (1)
- 19 Cabbage, flat (1)
- 20 Cabbage, red (1)

- 21 Cabbage, others (1)
- 22 Cabbage, largest by weight (1)

CAULIFLOWER. 1 head. The heads should be pure white, solid, uniform, smooth, and close-flowered. The heads should not show leaves appearing through the head. There should be no over-mature or ricy specimens. The side leaves should be trimmed about 2 inches above the center of the head. Cut stems, allowing 4 to 6 leaves to remain. Leaves should be free from damage and discoloration. Avoid exposing the head to strong light.

- 23 Cauliflower, white (1)
- 24 Cauliflower, other (1)

CARROTS. Avoid oversize. Type is important. Quality is best in medium-sized specimens. Color is very important. A deep orange carrot as nearly coreless as possible shows a good advantage. Greenish or pale yellow, irregular, and coarse specimens should be avoided unless color is characteristic to the variety. Carrots should appear fresh, crisp, firm, smooth, clean, and free from sunburn, side roots, cracks, or other damage. Leave 1" top.

- 25 Carrots, orange, (3)
- 26 Carrots, purple, (3)
- 27 Carrots, others (3)

CELERY. 1 bunch. The specimens should be evenly green or creamy, depending on type, and trimmed, leaving no more than 3 inches of the root. All small or broken outer stalks should be removed. An overall length of 14-18 inches is acceptable, measured from the remaining tip of the cut root to the tip of the average length of the longer branches. The heart should be well-developed and firm. The plant may be washed and should be very clean.

- 28 Celeri (1 bunch)

CORN. 3 ears. Cobs should be well-filled. The kernels should be in the milk stage (water and dough stages indicate under- and over-maturity). Specimens should have trimmed, fresh, green, tight husks left on. Loose husks should be removed. Do not clip the ear tip. The shank should extend a maximum of ½ inch from the cob.

- 29 Corn, yellow (3)
- 30 Corn, white (3)
- 31 Corn, other (3)

CUCUMBERS. 2 fruits. Slicing cucumbers should be from 6-9 inches in length and not more than 2-3 inch in diameter. They should not be "fat," but more slender and longer than the pickling type. Pickling cucumbers should be small (≤6 in), the length should not be less than 2 times the diameter. The shape should be relatively straight with blunt ends and not constricted in any place. The general skin condition for both types should be smooth except for warts and spines which should be removed for pickling cucumbers. The general color should be uniform and medium to dark green. Cucumbers should not be puffy or dull. Stems should be cut about ¼ inch in length. Do not wash, wax, or oil cucumbers, but clean gently with a soft brush.

- 32 Cucumber, pickling, under 4" (2)
- 33 Cucumber, pickling, 4" to 6" (2)
- 34 Cucumber, slicing (2)
- 35 Cucumber, largest by weight (1)
- 36 Cucumber, other (2)

EGGPLANT. 1 eggplant. Specimens should be bright, glossy, medium-sized, and from white to deep purple, almost black (depending on the cultivar), with no bronzing or green or white streaks. Blossom scars should be small, the calyxes green, and the stems trimmed to 1-1½ inches (2.5-4.0 cm). Eggplants should not be washed but should be free from injury and soil. Olive oil may be used to increase the gloss, but fruit should not be oily to the touch.

- 37 Eggplant, purple (1)
- 38 Eggplant, others (1)

GARLIC. 2 heads. Select plump, well-colored bulbs with dry necks. Trim top to 1 inch and trim roots to 1/4 inch. Do not remove the outer dried coverings; gently brush as much dirt off and let dry. Do not use water. DO NOT BAG.

- 39 Garlic, regular (2)
- 40 Garlic, others (2)

GREENS. 1 bunch. Specimens may be washed. Edible portions should be tender and of a good green color except for heart leaves (spinach) which may be somewhat blanched. The exhibit may be either of whole, loose leaves or trimmed plants. The parts should not be mixed in one exhibit. Seed stalks should generally be absent. Exhibitions of other minor greens not listed require essentially the same qualities as those above and below.

- 41 Greens, Collards (1)
- 42 Greens, Kale (1)
- 43 Greens, Mustard (1)
- 44 Greens, Spinach (1)
- 45 Greens, Turnip greens (1)
- 46 Greens, other (1)

GOURD. Shape and size must be true to variety. It is critical to indicate the name of the variety exhibited.

- 47 Gourd, fresh (1)
- 48 Gourd, dried (1)
- 49 Gourd, mixture (3)

HERBS. If annual, 1 bunch without roots. If perennial, cut and use 1 bunch. Herbs may be placed in a container of water.

- 50 Spearmint
- 51 Peppermint
- 52 Basil
- 53 Sage
- 54 Tarragon
- 55 Chives
- 56 Thyme
- 57 Parsley
- 58 Oregano
- 59 Lavender
- 60 Herb, other not listed

KOHLRABI. 3 kohlrabi. Remove roots just below ball. Leave 4 to 6 upper leaves trimmed. Kohlrabi should not be hard, woody, or pithy; it should be from 3 to 4 inches in diameter. The skin should be easily penetrated by thumbnail. Clean but do not wash.

- 61 Kohlrabi (3)

LETTUCE. 1 head. Remove roots just below ball. Leave 4 to 6 upper leaves trimmed. Kohlrabi should not be hard, woody, or pithy; it should be from 3 to 4 inches in diameter. The skin should be easily penetrated by thumbnail. Clean but do not wash.

- 62 Lettuce (1)

ONIONS and SHALLOTS. 3 onions. Must be thoroughly ripened with necks dry. Harvest ahead of time, peel the outside layer off and let dry completely. Avoid large sizes. Twist tops instead of cutting, and leave ½ " root. **DO NOT BAG!**

- 63 Onion, White onion (3)
- 64 Onion, Yellow onion (3)
- 65 Onion, Red onion (3)
- 66 Shallots (3)
- 67 Onion, largest by weight (1)

ONIONS, Green. Bunch of 3. Should be clean, but do not wash or peel skin away. The dry tissue paper skin is to be left on. Onion must be solid and there must be no splits or doubles, Green top should be trimmed 6" with ½ " root left on. **DO NOT BAG!**

- 68 Onion, Green (3)
- 69 Onion, Walking/Egyptian (3)

PEAS. 6 pods. Need to be large enough to have three to four well developed peas, but not overmature. Arrange so all pods curve the same way.

- 70 Peas, shelled (6)
- 71 Peas, edible pods (6)

PEPPERS. 2 peppers. True to variety, deep in color reflecting ideal maturity, fresh, firm, and symmetrical. All peppers should be free from sunscald or injury caused by insects and diseases.

- 72 Peppers, bell (2)
- 73 Peppers, hot (2)

PUMPKIN. 1 pumpkin. Uniformity with variety type, size, and color (check with seed catalog for description of your variety). Free from insect and mechanical injury. Mature as shown by hardness of shell. Stems should be attached. Do not wash.

- 74 Pumpkin, big round (1)
- 75 Pumpkin, big flat (1)
- 76 Pumpkin, baby boo yellow (1)
- 77 Pumpkin, baby boo white (1)
- 78 Pumpkin, other (1)
- 79 Pumpkin, largest by weight (1)

POTATOES. 3 potatoes. Round or intermediate potatoes should be at least 2½ inches and not more than 4 inches in diameter (Diameter is taken as the greatest dimension perpendicular to the long axis.) Long potatoes should not weigh less than 6 ounces or more than 1 pound. Specimens should be mature with firmly attached skin. They should be bright, firm, well-shaped, and free from greening, sprouting, shriveling, or other damage. The tubers should be very clean, but not washed. They may be brushed lightly with a soft brush to remove loose soil.

- 80 Potato, Russet type, Centennial Butte, Kennebec, Snow Flake, Katahdin, etc. (3)

- 81 Potato, red, Norlands, Pontiacs, etc. (3)
- 82 Potato, Early Ohio, flesh colored skin (3)
- 83 Potato, blue (3)
- 84 Potato, Yukon Gold (3)
- 85 Potato, French fingerlings (3)
- 86 Potato, any other not listed (3)
- 87 Potato, largest by weight (1)

RADISHES. Remove tops 1" above crown. Leave root. Clean but do not wash. The largest diameter should be $\frac{3}{4}$ to $1\frac{3}{4}$ inches for globe type and $\frac{1}{2}$ to $\frac{3}{4}$ inches for icicle type.

- 88 Radishes (3)

RHUBARB. 1 bunch of 5 stalks. The stalk should not be less than 1 inch across its flat side measured halfway along the stem length. After trimming the stalk, length should not be less than 12 inches. The stalk should be smooth, red for not less than $\frac{3}{4}$ of the length, and have been pulled when harvested. Not more than 1 inch of the tops should be left untrimmed. Basal bracts should be removed and the stalks neatly bunched with rubber bands near the top and bottom. The exhibit should be free from any damage.

- 89 Rhubarb (5)

SQUASH (SUMMER). 1 squash. Stems should be trimmed to $\frac{1}{2}$ to $\frac{1}{2}$ inch in length. Specimens should be young, tender, and sound and may be cleaned with a soft brush.

- 90 Summer squash, Crookneck or straighneck, 4 to 6 inches long (1)
- 91 Summer squash, Crookneck or straighneck, >6 inches long (1)
- 92 Summer squash, Scallop or pattypan, 2-3 inches in diameter (1)
- 93 Summer squash, Italian Marrow (incl. Cocozelle, Zucchini, Caserta), 5-7 inches long (1)
- 94 Summer squash, Italian Marrow (incl. Cocozelle, Zucchini, Caserta), >7 inches long (1)
- 95 Summer squash, Yellow, 5-7 inches long (1)
- 96 Summer squash, Yellow, >7 inches long (1)
- 97 Summer squash, longest (1)

SQUASH (WINTER). 1 squash. Specimen should be well-matured (hard rind) and clean.

- 97 Winter squash, 'Hubbard' group, 12-20 inches long; 5-9 inches thick. (1)
- 98 Winter squash, 'Table Queen' group, 5-8 inches long; 3-6 inches wide. (1)
- 99 Winter squash, 'Alligator', 24 inches long; 6-8 inches across; 20 lbs. (1)
- 100 Winter squash, 'Buttercup', 4 inches long; 6 inches in diameter. (1)
- 101 Winter squash, 'Butternut', 10 inches long; 4 inches neck diameter. (1)
- 102 Winter squash, Squash oddity (1)

SUNFLOWER FOR SEEDS. 1 head.

- 103 Sunflower for seeds (1)

TOMATOES. 3 fruits. Mature-green (green-wrap): When ripe, they should be red and above-average in size, but not oversize. An acceptable size is from $2\frac{1}{2}$ to $3\frac{1}{2}$ inches. No pink should show, although tomatoes should be full-grown. Ripe: The diameter should be at least $2\frac{1}{2}$ inches, except for preserving and paste tomatoes. For preserving types, 'Red Cherry' should be less than 1 inch, the 'Yellow Plum', $1\frac{1}{2}$ inches across and 2 inches long, and the 'Red' or 'Yellow Pears', 2 inches long. The paste type should be $1\frac{1}{2}$ inches across and $3\frac{1}{2}$ inches long. Present all tomatoes stem up unless elongated, present on its side. Snacking size can be taped to the plate so they don't roll around.

- 104 Tomatoes, snacking-size, green (5)
- 105 Tomatoes, snacking -size, ripe (5)
- 106 Tomatoes, snacking -size, other (5)
- 107 Tomatoes, paste-types including 'Roma' and 'Amish', orange (3)
- 108 Tomatoes, beefsteak-type, green (3)
- 109 Tomatoes, beefsteak-type, ripe (3)
- 110 Tomatoes, regular round-type, green (3)
- 111 Tomatoes, regular round-type, ripe (3)
- 112 Tomatoes, grape, green (3 or more on the stem)
- 113 Tomatoes, grape, ripe (3 or more on the stem)
- 114 Tomatoes, heirloom-type, green (3)
- 115 Tomatoes, heirloom-type, ripe (3)
- 116 Tomatoes, Other (3)
- 117 Tomatillos (3 with husks on)

TURNIPS. 3 roots. The diameter should be $1\frac{1}{2}$ to 3 inches. Specimens should be smooth with rootlets removed but 2-3 inches of tap root remaining.

- 118 Turnips (3)

VEGETABLE DISPLAYS.

- 119 Unique Vegetable Shape
- 120 Vegetable Display, 2 or more vegetables
- 121 Decorated Zucchini
- 122 Other decorated Vegetable

ANY OTHER VEGETABLE

- 123 Any other crop not listed

FRUIT PREPARATION & ENTRY

Stems should be on all fruits, except sour cherries, raspberries, & plums. Display small fruits in a white or clear open container on a paper plate.

- 200 Apples (3)
- 201 Crabapples (3)
- 202 Plums (3)
- 203 Cherries(3)
- 204 Currants (3)
- 205 Strawberries (3)
- 206 Raspberries (3)
- 207 Gooseberries (3)
- 208 Pears (3)
- 209 Apricots (3)
- 210 Peaches (3)
- 211 Grape, cluster on a vine
- 212 Cantaloup
- 213 Watermelon
- 214 Other fruits not listed (3)
- 215 Fruit basket, 2 or more fruits
- 216 Decorated fruit



DEPARTMENT K - NEEDLEWORK - SEWING

Superintendent: Anna Rhodes (406) 925-1772

Entry: Tuesday, August 26 from 10 a.m. to 8 p.m.

Judging: Wednesday, August 27

SPECIAL AWARDS & SPONSORS:

Adult Division:

Champion Over-All Quilt - \$20.00 - Dillon Quilters Guild (Sponsor Needed)
Champion Quilted Bedspread - \$10.00 - Mclsaac Appraisals
Champion Lap or Baby Quilt - \$ 10.00 - Dillon Quilters Guild (Sponsor Needed)
Champion Seasonal Quilt - \$10.00 - 233 Designs in Honor of Elaine Davies
Champion Quilted Item - \$10.00 - Michele Rieber
Champion Wall Hanging - \$10.00 - Michele Rieber
Champion Table Topper - \$10.00 - Richard & Dorothy Wheeler
Champion Sewn Garment - \$10.00 - Mclsaac Appraisals
Champion Sewn Item - \$10.00 - HUB International, Dillon & Ennis
Champion Refurbished Item - \$10.00 - Beaverhead County Fair
Champion Crocheted Garment - \$10.00 - in memory of Myrtle Pewe, Mary Ann Nicholas
Champion Crocheted Item - \$10.00 - Dennis and Jerry Jo Rehse
Champion Knitted Garment - \$10.00 - Drs. Hunt & Wilson
Champion Knitted Item - \$10.00 - High Peaks Federal Credit Union
Champion Framed Needlework - \$ 10.00 Ed & Barb Malesich
Champion Cross Stitch - \$10.00 - 233 Designs in Honor of Elaine Davies
Champion Embroidery - \$10.00 Mclsaac Appraisals
Champion Doll, Toy, or Stuffed Animal - \$10.00 - 233 Designs in Honor of Elaine Davies
Champion Baby Item - \$10.00 - 233 Designs in Honor of Elaine Davies
Champion Miscellaneous Item - \$10.00 Ed & Barb Malesich
Judge's Choice - \$10.00 - Rod & Judy Siring
Judge's Choice - \$10.00 - Richard & Dorothy Wheeler
Judge's Choice - \$10.00 - Drs. Hunt & Wilson
Judge's Choice - \$10.00 - Richard & Dorothy Wheeler
Superintendent's Award - \$10.00 - LS Ready Mix

Youth Division:

Champion Crocheted or Knitted Exhibit - \$10.00 - Richard & Dorothy Wheeler
Champion Embroidery or Cross Stitch - \$10.00 Steve & Cathy Cottom
Champion Blanket Exhibit - \$10.00 - Drs. Hunt & Wilson
Champion Garment - \$10.00 - Mclsaac Appraisals
Champion Sewn Exhibit - \$10.00 - Mrs. Helen Brown
Champion Needlework - \$10.00 - Forrester Livestock
Judge's Choice Youth 12-17 - \$10.00 - 233 Designs in Honor of Elaine Davies
Judge's Choice Youth under 12 - \$10.00 - Richard & Dorothy Wheeler
Superintendent's Award - \$10.00 - Dillon Dental Clinic

*Youth, use lot # plus Y and your age. Judges will judge in appropriate age groups.


*Two (2) items per lot # acceptable.

*Judges Rosettes will be awarded to blue ribbon items. The Superintendent (which is not a judge) may award her/his award to any item regardless of place given.

*The Superintendents and Judges in Needlework-Sewing (Dept. K), with the permission of the Fair Board, reserve the right to disqualify any entry which is soiled.

JUDGING GUIDELINES

Appropriate use of Materials & Decorations (30 points), Workmanship (30 points), Design and Color (20 points), General Appearance (20 points).



QUILTS AND QUILTING

Find lot number corresponding to item size, add technique letter, followed by finishing number, end with experience, (queen pieced long arm quilted with experience, 100F1X)

- 100 Bedspread
- 101 Lap quilt
- 102 Baby Quilt
- 103 Wall hanging
- 104 Table runner
- 105 Table topper
- 106 Pillow
- 107 Bag
- 108 Other item not listed

- A Appliqued
- B Combination of techniques
- C Cross Stitched
- D Embroidered
- E Panel
- F Pieced
- G Rag
- H Other

- 1 Long arm machine quilting
- 2 Sewing machine quilting
- 3 Hand quilted
- 4 Tied
- 5 None

- N Novice quilter
- X Experienced quilter

MISCELLANEOUS SEWING

- 115 Aprons
- 116 Hat
- 117 Scarf
- 118 Slippers
- 119 Purse/Clutch
- 120 Tote/Bag
- 121 Potholders, set of 2
- 122 Place mats, set of 2
- 123 Table topper
- 124 Tablecloth
- 125 Pillow
- 126 Pillowcase
- 127 Pincushion
- 128 Receiving blanket
- 129 Holiday stocking
- 130 Holiday, other
- 131 Other item, not listed

SEWN CLOTHING

Infant /Child

- 140 Coat/Jacket
- 141 Costume

- 142 Dress
- 143 Jumper
- 144 Nightwear
- 145 Pants
- 146 Skirt
- 147 Shirt
- 148 Sweater
- 149 T-Shirt
- 150 Outfit (2 pieces)
- 151 Ensemble (3 pieces)
- 152 Other garment, not listed

Teen/ Adult

- 160 Coat/Jacket
- 161 Costume
- 162 Dress, formal
- 163 Dress, casual
- 164 Jumper or jumpsuit
- 165 Nightwear
- 166 Pants
- 167 Shirt
- 168 Skirt
- 169 Sweater
- 170 T-Shirt
- 171 Vest
- 172 Outfit (2 Pieces)
- 173 Ensemble (3 pieces)
- 174 Other item, not listed

REFURBISHED ARTICLES

(Include picture of item before refurbishing if possible.)

- 180 Adult clothing
- 181 Child clothing
- 182 Apron
- 183 Bag or Tote
- 184 Purse or Clutch
- 185 Blanket
- 186 Pillow
- 187 Pillowcase
- 188 Scarf
- 189 Holiday
- 190 Table topper
- 191 Other item, not listed

CROCHET

- 200 Afghan
- 201 Baby Afghan
- 202 Centerpiece/Doily, under 15"
- 203 Centerpiece/Doily, 15" or over
- 204 Crocheted trim
- 205 Dishcloths, matching set of 2
- 206 Doilies, matching set of 2
- 207 Dress, other than infant
- 208 Hat
- 209 Headband
- 210 Mittens
- 211 Gloves
- 212 Novelties
- 213 Pillows

- 214 Place mats, set of 2
- 215 Potholders
- 216 Purse
- 217 Bag
- 218 Scarf
- 219 Shawl
- 220 Slippers
- 221 Sweater
- 222 Tablecloth
- 223 Table topper
- 224 Vest
- 225 Set or 2 crochet items
- 226 Display of 3 or more crochet items
- 227 Other crocheted item, not listed

Crocheted Infant/ Child Wear

- 230 Booties
- 231 Cap
- 232 Dress
- 233 Mittens
- 234 Sweater
- 235 Set of 2 or more baby items
- 236 Other crochet infant wear, not listed

KNITTING

- 250 Afghan
- 251 Baby Afghan
- 252 Centerpiece/Doily, under 15"
- 253 Centerpiece/ Doily, over 15"
- 254 Doilies, matching set of 2
- 255 Dishcloths, matching set of 2
- 256 Gloves /fingerless
- 257 Mittens
- 259 Hat or cap
- 260 Headband
- 261 Pillow
- 262 Purse
- 263 Bag
- 264 Slippers
- 265 Scarf
- 266 Shawl
- 267 Cowl
- 268 Sweater
- 269 Tablecloth
- 270 Vest
- 271 Display of 3 or more knitted items
- 272 Other knitted item, not listed

Knitted Infant/ Child Wear

- 274 Booties
- 275 Cap
- 276 Dress
- 277 Mittens
- 278 Sweater
- 279 Set of 2 or more items
- 280 Other knitted infant item, not listed

EMBROIDERY

- 290 Brazilian Embroidery Item
- 291 Candle-wicked item
- 292 Chicken Scratched item
- 293 Crewel Item
- 294 Cutwork item
- 295 Hardanger item
- 296 Punch needle embroidery item
- 297 Silk ribbon embroidery item
- 298 Traditional Embroidered item
- 299 Traditional Embroidered Picture
- 300 Traditional Embroidered Pillowcase or Dish Towel
- 301 Other embroidered item, not listed
- 302 Set of 3 or more embroidered items

CROSS STITCH

COUNTED CROSS STITCH

- pic lot number followed by A-H
- 310 Picture, under 8"x 10"
- 311 Picture, 8"x 10" to 16" x 20"
- 312 Picture, over 16"x20"
- 313 Other Counted Cross Stitch item
- 314 Counted Cross Stitch set 2 or more
- A Animal Life
- B Flowers
- C Holiday
- D People
- E Sampler
- F Still Life
- G Verse
- H Other

STAMPED CROSS-STITCH

- 315 Picture
- 316 Pillow/Pillowcase
- 317 Tablecloth/Towel
- 318 Other stamped cross stitch item

MISCELLANEOUS NEEDLEWORK

- 320 Beaded item
- 321 Belts
- 322 Fabric stiffened item
- 323 Folded Star item
- 324 Latch hook item
- 325 Plastic Canvas Item
- 326 Smocking item
- 327 Swedish darning and weaving item
- 328 Tatting item
- 329 Wool Applique item
- 330 Woven item
- 331 Other needlework item, not listed

STUFFED ANIMALS, DOLLS, & TOYS

ANIMALS

- 340 Sewn toy animal
- 341 Sewn decorative animal
- 342 Crocheted toy animal
- 343 Crocheted decorative animal
- 344 Knitted toy animal
- 345 Knitted decorative animal
- 346 Other technique toy animal
- 347 Other technique decorative animal

DOLLS

- 350 Sewn toy doll
- 351 Sewn decorative doll
- 352 Crocheted toy doll
- 353 Crocheted decorative doll
- 354 Knitted toy doll
- 355 Knitted decorative doll
- 356 Other technique toy doll
- 357 Other technique decorative doll
- 358 Doll wardrobe, sewn
- 359 Doll wardrobe, crocheted
- 360 Doll wardrobe, knitted
- 361 Doll wardrobe, combination of techniques
- 362 Other Doll wardrobe

OTHER TOYS

- 370 Crocheted stuffed toy
- 371 Knitted stuffed toy
- 372 Machine sewn stuffed toy
- 373 Hand sewn stuffed toy
- 374 Other stuffed toy

RUGS

- 380 Braided rug
- 381 Loom woven rug
- 382 Hooked rug
- 383 Wool Penny rug (table ring)
- 384 Other rug, not listed

MOUNTAINEERING WEAR/ ITEMS

- 390 Coat, leather, or animal skin
- 391 Hat, leather, or animal skin
- 392 Gloves or moccasins, leather
- 393 Other garment, leather, or animal skin
- 394 Other item, leather, or animal skin

DEPARTMENT L

DRAWING & PAINTING, PHOTOGRAPHY, HOBBIES & CRAFTS

Superintendent: Stacy Terrill (406) 370-3091

Entry: Tuesday, August 26 from 10 a.m. to 8 p.m.
Judging: Wednesday, August 27

SPECIAL AWARDS:

Outstanding Youth Woodworking Exhibit, In Memory of John Maki - Todd & Christy Maki
Best of Show, Adult - Arts & Hobbies Building - Judges Choice - \$20.00 - Turner Ranch Properties
Best of Show, Youth - Arts & Hobbies Building - Judges Choice - \$10.00 - LS Ready Mix
Superintendent Award, Adult - \$10.00 - Michele Rieber
Superintendent Award, Youth - \$10.00 - Dillon Dental Clinic
Most Creative Adult - \$10.00 - Michele Rieber
Most Creative Youth - \$10.00 - Dillon Dental Clinic
Most Unique Exhibit - \$10.00 - The Bookstore
Champion Youth Exhibitor - \$20.00 - Cathy Weber, Art maker (Awarded to a youth who shows enthusiasm for the arts through multiple entries in Drawing, Painting, Photography, Hobbies & Crafts)

Drawing & Painting

Best of Show, Thru Age 8 - 2 awards @ \$10.00 - Windmill Livestock, Tom & Sharon Rice; Dennis & Jerry Jo Rehse
Best of Show, Ages 9-11 - 2 awards @ \$10.00 - Forrester Livestock and McIsaac Appraisals
Best of Show, Ages 12-14 - 2 awards @ \$10.00 - High Peaks Federal Credit Union; Dennis & Jerry Jo Rehse
Best of Show, Ages 15-17 - \$10.00 - Cathy Weber, Art maker
Best of Show, Adult - \$10.00 - Dillon Soroptimist Club
Champion Drawing, Youth - \$10.00 - Cathy Weber, Art maker
Champion Drawing, Adult - \$10.00 - Cathy Weber, Art maker
Champion Pencil Drawing, Youth - \$10.00 - Turner Ranch Properties
Champion Pencil Drawing, Adult - \$10.00 - Jeannette Redfield & Donna Sprinkle - In memory of Patricia Redfield
Champion Painting, Youth - \$10.00 - Michele Rieber
Champion Painting, Adult - \$10.00 - Stockman Bank
Champion Oil Painting, Youth - \$10.00 - The Wisdom Cabin
Champion Oil Painting, Adult - \$10.00 - Kiwanis Club of Dillon
Champion Watercolor, Youth - \$10.00 - Michele Rieber
Champion Watercolor, Adult - \$10.00 - Michele Rieber and Turner Ranch Properties

Photography

Most Outstanding Photograph - \$25.00 - Bill Howard Sampson
Champion Photograph, Youth - \$10.00 - Dillon Tribune
Champion Photograph, Adult - \$10.00 - Dillon Tribune
Best Farm Photo - \$15.00 - Bill Howard Sampson
Best Humorous Photograph - \$10.00 - Dillon Tribune
Best Photograph of "A County Fair" (any Fair), Color/BW - \$15.00 - Madison Co. Fair & Rodeo

Hobbies and Crafts

Most Outstanding Exhibit, Thru Age 8 - 2 awards \$10.00 each - Vigilante Electric Co-op
Most Outstanding Exhibit, Ages 9-11 - 2 awards @ \$10.00 - Terry Johnson & Elaine Husted
Most Outstanding Exhibit, Ages 12-14 - 2 awards @ \$10.00 - The Wisdom Cabin
Most Outstanding Exhibit, Ages 15-17 - \$10.00 - Vigilante Electric Co-op, Inc.
Most Outstanding Exhibit, Adult - \$10.00 - Dr. Ron Loge
Champion Leatherwork, Youth - \$10.00 - Frecker's Saddlery
Champion Leatherwork, Adult - \$10.00 - Frecker's Saddlery
Champion Woodwork, Youth - \$10.00 - KDBM/KBEV
Champion Woodwork, Adult - \$10.00 - McIsaac Appraisals
Champion Framed Exhibit - \$10.00 Ed & Barb Malesich



General Rules:

1. Amateur exhibits only (provides no more than 50% of income).
2. All hanging exhibits must have a safe, secure hanging device. (see below)*
3. Exhibits must have all entry forms and tags filled out. No late entries will be accepted.
4. Cover any signatures so that the artist's identity is not readily apparent to the judge.
5. Entries which demonstrate sewing as the primary focus should be taken to the Needlework Department.

Note: A 3x5 card with explanatory notes, secured to a unique entry, is acceptable and useful for the judge.

Youth: Add 'Y' to lot number (e.g. 101Y), and designate age on both the entry form & tag.

Entries will be judged in the following age groups:

Thru age 8

Ages 9-11

Ages 12-14

Ages 15-17

Adult: Ages 18 & over.

Senior: Ages 65 & over. Add 'S' to the lot number (e.g. 101S). If you are 65 or older, you are not required to (but you may) enter under the Senior age group.

Handicapped: Ages 18 & over. Add 'H' to the lot number (e.g. 101H).

***Acceptable Hanging Fixtures:** To protect your work from damage, and to maintain uniformity in displays, all drawing, painting, and photography exhibits must have an adequate hanger. These may include: Youth under 12 years old may use construction paper. Ages 12 through adult must use: card stock, poster or foam board, shrink wrap, or traditional framing.

Drawing, Painting, & Photography - Definitions:

Abstract—represents recognizable reality, but with non-traditional methods; using shapes, forms, colors and textures.

Computer Art—any piece of art created using computer software. May include virtual painting & sketching, 3D art, etc.

Enhanced photos—digitally manipulated to dramatically enhance or modify color, motion, shape, design, etc.

Monochrome—varying tones of a single color; such as black & white (grey-scale), sepia, etc.

Portrait—human form from the shoulders up.

Still Life—depiction of inanimate objects (traditionally bowls of fruit & flowers, etc.).

Hobbies & Crafts - Definitions:

Batik—dyeing fabric, having first applied wax to the parts to be left undyed.

Intaglio—engraved design into a material.

Lapidary—cutting, polishing, or engraving stones & gems.

Mobile—a decorative structure, suspended from the ceiling to turn freely in the air.

Quilling—an ornamental style of shaping paper or fabric in delicate pleats and cylindrical folds, etc.

Division I – Drawing & Painting

1. Each exhibitor may enter 2 items per lot number.

2. **Filling out tags:** First, identify the medium of your piece of art, and write down the number (including the dash!) under “Lot #” of the tag. Then select the subject of your art, and add the appropriate number (e.g. 05-304). Lastly, indicate age group, if applicable.

Standards for Judging Drawing & Painting


Skillfulness of medium, uniqueness & creativity, visual appeal, appropriate theme, apparent statement.

Medium

- 01- Acrylic
- 02- Chalk
- 03- Charcoal
- 04- Colored Pencil
- 05- Computer Art
- 06- Crayon
- 07- Felt-tip Marker
- 08- Mixed Media
- 09- Oil
- 10- Pastel (oil or chalk)
- 11- Pen & Ink
- 12- Pencil
- 13- Tempera
- 14- Watercolor

Subject

- 301 abstract
- 302 animal
- 303 cartooning
- 304 fantasy
- 305 human form
- 306 portrait
- 307 still life
- 308 floral
- 309 landscape
- 310 waterscape
- 311 architecture
- 312 machinery
- 313 vehicle
- 314 patriotic
- 315 calligraphy
- 316 lettering
- 317 other



Division II – Photography

1. Each exhibitor may enter 2 items per lot number.
2. Minimum size 3x5". No maximum size.
3. Entries in the Photomontage and Photo Series categories must be presented in a single unit.
4. **Filling out tags:** First, identify the Type of your photograph, and write down the letter (include the dash) under Lot # of the tag. Then select the Subject of your photo, and add the appropriate number (e.g. C-23). Lastly, indicate age group, if applicable.

Standards for Judging Photographs

Appropriate framing, cropping, focus, lighting, overall appeal, uniqueness & creativity.

Type

C- Color M- Monochrome E- Enhanced

Subject

Animals

- 21 birds
- 22 domestic single
- 23 domestic groups
- 24 domestic w/ people
- 25 insects
- 26 wildlife single
- 27 wildlife groups
- 28 wildlife w/ people

People

- 31 babies
- 32 children
- 33 family life
- 34 human form
- 35 portrait
- 36 people in groups

Events & Activities

- 41 celebrations, any event
- 42 past fair, rodeo, or parade
- 43 seasonal
- 44 hunting & fishing
- 45 farm & ranch life

Nature

- 51 sunrise or sunset
- 52 floral
- 53 landscape
- 54 waterscape
- 55 skyline
- 56 plant
- 57 rock

Theme


- 61 emotions
- 62 humorous
- 63 fantasy
- 64 patriotic
- 65 reflections
- 66 shadows
- 67 story
- 68 western
- 69 abstract
- 70 still life
- 71 action
- 72 vintage, antique, nostalgia

Machines & Things

- 81 architecture
- 82 playground
- 83 pedal vehicle
- 84 wagons & carriages
- 85 horse-drawn farm machines
- 86 power farm machines
- 87 automobiles (incl. trucks & buses)
- 88 trains & railways
- 89 airplanes, helicopters, kites, balloons, etc.
- 90 ships & boats
- 91 other machine

Miscellany

- 95 photomontage
- 96 photo series
- 97 other



Division III – Hobbies & Crafts

1. Only 1 entry per lot number.
2. Lego Entries: To prevent loss of parts, all entries must be either glued together as a single unit, or contained and secured in a cellophane wrapped box, sturdy base, or diorama.
3. Refurbished Item: Include a before photo, and/or explanatory note of the process involved.

Standards for Judging Hobbies & Crafts

Skillfulness of medium, uniqueness & creativity, visual appeal.

Books

- 101 bookbinding
- 102 decorative/themed journal
- 103 scrapbook
- 104 themed sketchbook

Clay

- 111 ceramic, chalked
- 112 ceramic, glazed
- 113 ceramic, stained
- 114 polymer clay creation
- 115 pottery, hand
- 116 pottery, wheel

Fabric Craft (not sewn)

- 121 batik
- 122 felt creation
- 123 macramé
- 124 painted
- 125 tie dye
- 126 woven
- 127 fabric craft, other

Glass

- 131 stained glass, kit
- 132 stained glass, original
- 133 glass blowing
- 134 other

Jewelry

- 141 kit
- 142 set
- 143 beads, pony
- 144 beads, seed
- 145 beads, other
- 146 enamel
- 147 intaglio or cameo
- 148 lapidary
- 149 metalwork
- 150 shellwork
- 151 other

Leatherwork

- 161 kit
- 162 tooling
- 163 weaving & sewing

Lego Creations

- 171 kit
- 172 original
- 173 combo (kit & original)

Mosaic

- 181 stepping stones
- 182 wall-hanging
- 183 other

Paper Craft

- 191 coloring book page
- 192 construction paper object
- 193 paper bag craft
- 194 papier mâché
- 195 cards
- 196 cards, set

Sculpture

- 201 clay
- 202 metal
- 203 wood
- 204 other

Soap

- 211 bar soap, kit
- 212 bar soap, original
- 213 liquid soap, kit
- 214 liquid soap, original
- 215 soap carving
- 216 gift arrangement

Themed Craft

- 221 Christmas, kit
- 222 Christmas, original
- 223 other holiday, kit
- 224 other holiday, original
- 225 ethnic theme, any media
- 226 hunting & fishing craft
- 227 wreaths, any media

Traditional Arts

- 231 baskets & weaving
- 232 candles
- 233 dried flowers in a frame
- 234 tole-painting
- 235 quilling

Woodwork

- 241 kit
- 242 birdhouse
- 243 furniture
- 244 hand carved
- 245 machine & hand
- 246 pieced
- 247 wood-burning

Any Media

- 251 coaster
- 252 collage
- 253 collections
- 254 diorama
- 255 dolls
- 256 educational project
- 257 hats
- 258 mask
- 259 mobiles
- 260 wall-hanging
- 261 refurbished item (see above)

Miscellany

- 271 bead craft, not jewelry
- 272 Perler bead craft
- 273 duct tape craft
- 274 epoxy resin craft
- 275 metalwork
- 276 model kits
- 277 paint-by-number
- 278 pet rock
- 279 sand creation
- 280 scratch art
- 281 string art
- 282 mixed media

DEPARTMENT M - FLORICULTURE

Cut Flowers, Container Plants, Planters, Yards and Designs

Superintendents: Mary Kempf (406) 925-2903 and Cathy Speich-Ferguson (406) 925-1994

Entry: Tuesday, August 26 from 10 a.m. to 8 p.m.

Judging: Wednesday, August 27

(THE PUBLIC IS ENCOURAGED TO ATTEND OPEN JUDGING; JUDGING STARTS AT NOON)

SPECIAL AWARDS & SPONSORS:

Adult Division Awards:

Division I ~ Cut Flowers

- Best Achillea - in memory of Relland England - \$10.00 - Dillon Garden Club
- Best Aster - in honor of Eileen Stephens - \$10.00 - Ed & Barb Malesich
- Best Bachelor Button - in memory of Lyda Nelson - \$10.00 - Dillon Garden Club
- Best Begonia - in memory of Gloria Broksle - \$10.00 - Dillon Garden Club
- Best Bells of Ireland - in memory of Rollie Atkinson - \$10.00 - Dillon Garden Club
- Best Calendula - in honor of Jackie Howery - \$10.00 - Dillon Garden Club
- Best Cosmos - \$10.00 - Jeannette Redfield & Donna Sprinkle
- Best Dahlia - in memory of Bob Mobley - \$10.00 - Dillon Garden Club
- Best Daisy - in memory of Bob Hamel - \$10.00 - Dillon Garden Club
- Best Gladiolus - in memory of Evelyn Robertson - \$10.00 - Beaverhead Co. Fair
- Best Lily - in memory of Carl Hollensteiner - \$10.00 - Dr. Ron Loge
- Best Marigold - in memory of Sen. Everett Dirksen - \$10.00 - Dillon Garden Club
- Best Pansy - in memory of Rev. HN Tragitt - \$10.00 - Dillon Garden Club
- Best Petunia - in honor of Bob & Jean Thomas - \$10.00 - Dillon Garden Club
- Best Poppy - in honor of Harriet Watkins - \$10.00 - Womack's Printing Place
- Flanders Field Red Single Poppy Award - \$10.00 - American Legion Auxiliary
- Best Phlox - in memory of Rose Swetish - \$10.00 - Womack's Printing Place
- Best Rose - \$10.00 - City of Dillon
- Best Snapdragon - in memory of Katherine Chaffin - \$10.00 - McIsaac Appraisals
- Best Sunflower - in honor of Dean Barnes - \$10.00 - Dillon Garden Club
- Best Sweetpea - in honor of Esther Hamel - \$10.00 - Dillon Garden Club
- Best Collection-Fresh Flowers - in memory of Leola Sanders - \$10.00 - Dillon Garden Club
- Best of Show, Cut Flowers - \$10.00 - Sponsor Needed



Division II ~ Container Plants, Special Culture, Planters & Yard

- Best African Violet - in memory of Evelyn Robertson - \$10.00 - Beaverhead Co. Democrats
- Best Flowering Container - in memory of GeorgeAnne Harwood - \$10.00 - Dillon Garden Club
- Best Foliage Plant - \$10.00 - Roxi's Greenhouse
- Best Cactus - in memory of Jim Day - \$10.00 - Dillon Garden Club
- Best Miniature Cactus - in memory of Joe Deleon - \$10.00 - Dillon Garden Club
- Best Succulent - \$10.00 - KDBM/KBEV
- Best Outdoor Planter - \$25.00 - Danish Brotherhood
- Best in Show Container / Plant (Division II) - \$10.00 - Turner Ranch Properties
- Best Yard - in memory of Paul Boetticher - \$15.00 - Dillon Garden Club

Division III ~ Artistic Designs

- Best Corsage / Boutonniere - in memory of Esther Speich - \$10.00 - Dillon Garden Club
- Best Dried Arrangement - in memory of Louise Riley - \$10.00 - Dillon Garden Club
- Best Creative Design - in memory of Cathy Atkinson - \$25.00 - Dillon Garden Club
- Best in Show, Arrangements, Novice - \$10.00 - Turner Ranch Properties
- Best in Show, Arrangements, Intermediate - \$10.00 - Dillon Garden Club

Best in Show, Arrangements, Exp. - \$10.00 - Beaverhead County Fair
Best in Show, Small/Miniature Arrangement - \$10.00 - Dillon Garden Club

Department Awards

SUPERINTENDENT'S AWARD - \$25.00 - in memory of Doris Richard - Mary Kempf & Cathy Speich-Ferguson

THE ROSE SWETISH MASTER GARDENER TRAVELING TROPHY - Dillon Garden Club
(To be eligible exhibitor must have entered all three categories with added points given for each colored ribbon awarded.)

I Love Gladiolus Award - \$50.00 – in memory of Goldie - Deanna Richard
This award was established in 2024 to encourage others to grow Gladiolus! Bring those beautiful “glads” to the fair!!

Youth Division Awards:

Best in Show, Cut Flowers - \$10.00 – American Legion Auxiliary
Best Youth Rose - in memory of Louise Riley - \$10.00 - Michael Riley Memorial
Best Youth Pansy - in memory of Barbara Riley - \$10.00 - Michael Riley Memorial
Best Youth Petunia - in memory of Fay Riley - \$10.00 - Michael Riley Memorial
Best Youth Sunflower - \$10.00 - Gerta Mular
Best Youth Succulent/Cactus - \$10.00 - Michael Riley Memorial
Best Youth Foliage Plant - \$10.00 - Dillon Garden Club
Best Youth Flowering Plant - \$10.00 - Roxi's Greenhouse, McIsaac Appraisals
Best Youth Fresh Arrangement - \$10.00 - Candy Hoerning, Justice of the Peace
Best Youth Dried Arrangement - in memory of Louise Riley - \$10.00 - Michael Riley Memorial
Best Fairy Garden Container Award - in memory of Marion Zink - \$10.00 – Dillon Garden Club
Best Youth Small/Miniature Arrangement - in honor of Cathy Speich-Ferguson - \$10.00 - Michael Riley Memorial

FLORICULTURE GENERAL INFORMATION

The Floriculture Department is divided into three Divisions, Cut Flowers (Division I); Container Plants, Special Culture, Planters and Yards (Division II); and Artistic Designs (Division III). Division II is further divided into four parts, Part 1: Flowering Containers; Part 2, Foliage Containers; Part 3 Cacti and Succulents and Part 4, Special Culture, Outdoor Planters and Yards. The Superintendent and staff will gladly assist an exhibitor who has questions in entering the correct Lot Number.

ALL LOTS ALLOW TWO ENTRIES PER PERSON PER LOT UNLESS MARKED WITH AN ASTERISK.

YOUTH means any person 17 years of age and under. Youth classes are **available in all Lots**; youth entries should be designated by a “Y” and the current age of child. For example, 100-A(Y8) would be for a youth, age 8, entering a golden Achillea. Special Youth classes are available in the Design Division. **PLEASE SHOW AGE ON THE TOP RIGHT ENTRY TAG. YOUTH SHOULD ENTER ON YOUTH COLORED (PINK) ENTRY BLANKS.**

DIVISION I - FRESH FLOWERS

Conditioning Fresh Flowers: Always cut fresh flowers in the early morning when they have had the benefit of the night's cooling temperatures. Stems are tight with water, leaves are covered with dew and most blossoms have recovered from the excesses of the prior day's heat. While it is possible to cut flowers in the evening, morning-cut flowers will have greater vigor. If cutting in the evening let flowers recover from any wilt due to heat and/or drought. Whenever possible chose flowers just at maturity and not showing pollen rather than older blossoms.

Take a bucket of TEPID, **NOT COLD** WATER into the garden and plunge the cut stems directly into it. Cold water is not recommended as it shocks a flower, blocks pores and interferes with absorption of water thereby decreasing longevity. Stems may be cut either slantwise or horizontally. Buckets and cutters should be surgically clean; conditioners or foods may be added to the water and are required for some plants. Commercial conditioners are available at all local flower shops; a home-made solution using 1 tablespoon of corn syrup and 10 drops of liquid bleach to a gallon of warm water works well. Similarly, a mixture of lemon/lime soft drink and warm water in the ratio of 1 part soda to 2 parts water is effective.

Keep the buckets in a cool, shady place while cutting. When finished take the flowers indoors and check each to see that each is (Leave the thorns on roses as removing them may damage the stem and then the flower). Let the flowers condition in a cool, shady place for 6 – 8 hours. Foliage used for arrangements should have similar treatment.

Some flowers exude a milky, rubbery substance when cut. Poppies are the most common example. These flowers must be burned or steamed at each place there is a cut or removed leaf in order to be preserved.

Hollyhocks, delphiniums, dahlias and other hollow stemmed species need special treatment. Hollyhocks should be placed in water to which a handful of rock salt per quart has been added; stems should be slit about 4 inches and seared.

Delphiniums should have hot, but not boiling water poured in the stem, the stem covered, lowered into tepid water and then left to cool. Dahlias should be conditioned in hot but not boiling water. Some exhibitors burn the end of dahlia stems as for poppies.

Definitions and General Notes:

When annual, biennial and perennial forms are allowed in one lot, the exhibitor must use either annual, biennial or perennial; do not mix annuals, perennials or biennials in the lot. Staging information: No plant foliage (leaves) should be displayed underwater. Wedging should be used to keep stems in center of container (saran wrap works well). Each Sunflower stem shall display only 1 bloom; remove buds from stems. Entering a Lot under "Mixed Colors" refers to each bloom in your entry being a different color from the others. Examples of "Mixed Colors" would be 3 stems, with 3 different colors of blooms (1 pink, 1 red, 1 white) or 3 stems, 2 different colors of blooms (2 pink and 1 red). Any "mix" of colors would be accepted under Lots stating "Mixed Colors." "Variegated" refers to a single bloom exhibiting different colors, especially as irregular patches or streaks (example: 1 purple with white bloom). This item would NOT be entered in "Mixed Colors" unless the other blooms in your entry were of different colors (example: 3 stems, 3 different colors of blooms (1 purple with white, 1 pink and 1 red).

Unless otherwise specified, all specimens in an exhibit must be the same color or color pattern.

The following definitions must be followed for proper exhibition:

BLOOM: means one (1) flower; foliage required.

HEAD: for flowering cabbage and kale, the apical bud.

STALK: shall mean a stem bearing a terminal cluster of many flowers with foliage required unless otherwise indicated.

STEM: shall mean a single flower on one (1) stem with foliage required, unless otherwise indicated.

SPIKE: shall mean a single stem possessing many individual florets; foliage a required.

SPRAY: shall mean 3 or more flowers per stem with foliage.

SPECIMEN: shall mean a typical representative of the genus, species, type or cultivar. Called for when there is a possibility of more than one bloom form in a lot as indianthus, or for a foliage plant.

THE FOLLOWING LOT #'s WILL BE LIMITED TO ONE (1) ENTRY LOT PER PERSON. BACHELOR BUTTONS 108 A-B; CALENDULA 113 A&B; MARIGOLDS 165 A-1; PANSIES 167 A&B (Unless they are a different color).

FRESH FLOWERS

Achillea: Lots 100 A - F are eligible for the Relland England Achillea Award.

100A Achillea, gold (Gold Plate types), 3 stems

100B Achillea, pink or red, 3 stems

100C Achillea, white, 3 stems

100G Achillea collection: 5 different colors in one container; eligible for Leola Sanders Collection Award.

101 Ageratum, any color, 3 stems

African Daisies: Please contact Superintendent for special exhibition care.

102A Arctotis, Osteospermum or Venidium, daisy shaped, one (1) color, 3 stems

102D African Daisy Collection: five (5) different colors or types displayed in one container; eligible Leola Sanders Collection Award.

102E Agasache

Alyssum:

103A Alyssum, white, 3 spikes

103B Alyssum, colored, 3 spikes

Amaranthus:

104A Caudatus, Rope forms (Love Lies Bleeding), large, any color, 1 stem

104B Caudatus, Rope forms (Love Lies Bleeding), small-medium, one (1) color, 3 stems

104G Amaranthus Collection: five (5) different types displayed in one container; eligible for the Leola Sanders Collection Award

104H Anenome

Asters: Lots 105A – 105Q and 105S-T are eligible for the Eileen Stephens Aster Award.

Standard Annual Varieties:

105A Asters, crested (Pincushion, Princess, Quill, Tiger Paws, etc.) one (1) color, 3 stems

105B Asters, crested (Pincushion, Princess, Quill, Tiger Paws, etc.), mixed colors, 3 stems

105C Asters, double (Ball, Duchess, Peony, Ribbon, etc.), one (1) color, 3 stems

105D Asters, double (Ball, Duchess, Peony, Ribbon, etc.), mixed colors, 3 stems

105E Asters, pompon (Powderpuff, Bouquet, etc.), one (1) color, 3 sprays

105F Asters, pompon (Powderpuff, Bouquet, etc.), mixed colors, 3 sprays

105G Asters, semi-double (Serenade, Matsumoto, etc.), one (1) color, 3 stems

105H Asters, semi-double (Serenade, Matsumoto, etc.), mixed colors, 3 stems

105I Asters, shaggy (Comet, Crego, Ostrich Plume, etc.), one (1) color, 3 stems

105J Asters, shaggy (Comet, Crego, Ostrich Plume, etc.), mixed colors, 3 stems

105K Asters, single (Madelaine, etc.), one (1) color, 3 stems

105L Asters, single (Madelaine, etc.), mixed colors, 3 stems

105M Asters, spider (Cactus, Unicorn, etc.), one (1) color, 3 stems

105N Asters, spider (Cactus, Unicorn, etc.), mixed colors, 3 stems

105O Asters, other flowered (The Hulk etc.), 3 stems

Dwarf and Miniature Annual Varieties

Dwarf and miniature asters may be of any type or variety; however a poorly grown standard aster is not a dwarf or miniature. Please name type or variety.

105P Asters, dwarf and miniature, any form, one (1) color, 3 stems

105Q Asters, dwarf and miniature, any form, mixed colors, 3 stems

105R Annual Aster Collection: five (5) asters in different colors or flower forms displayed in one container; eligible for the Leola Sanders Collection Award.

Perennial Varieties:

105S Asters, perennial, standard, one (1) color, 3 sprays

105T Asters, perennial, dwarf, one (1) color, 3 sprays

105U Perennial Aster Collection: five (5) perennial asters in different colors or sizes displayed in one container; eligible for the Leola Sanders Collection Award.

Bachelor Buttons (Centaurea): Includes annual and perennial forms. Do not mix annual and perennial forms. Lots 106A – D are eligible for the Lyda Nelson Bachelor Button Award.

106A Centaurea, single, one (1) color, 3 stems

106B Centaurea, single, mixed colors, 3 stems

- 106C Centaurea, double, one (1) color, 3 stems
 106D Centaurea, double, mixed colors, 3 stems
 106E Centaurea Collection: 5 different colors in one container; eligible for the Leola Sanders Collection Award.
 108 Basil, ornamental: any color or form, 3 stems

Begonias: Lots 109 A – C are eligible for the Gloria Broksle Begonia Award. All lots may be divided by color if there are sufficient entries. Please display in a covered dish as for Pansies. No leaf required for tuberous forms.

- 109A Begonia, tuberous, double, any form, 1 bloom
 109B Begonia, tuberous, single, any form, 1 bloom
 109C Begonia, fibrous (wax), one (1) color, 3 stems with foliage

Bells of Ireland: eligible for the Rollie Atkinson Bells of Ireland Award.

- 110 Bells of Ireland, 3 stems, groomed

Calendulas: Lots 111 A – H are eligible for the Jackie Howery Calendula Award

- 111A Calendula, single, one (1) color, 3 stems
 111B Calendula, single, mixed colors, 3 stems
 111C Calendula, double, one (1) color, 3 stems
 111D Calendula, double, mixed colors, 3 stems
 111E Calendula, crested, one (1) color, 3 stems
 111F Calendula, crested, mixed colors, 3 stems
 111G Calendula, quilled, one (1) color, 3 stems
 111H Calendula, quilled, mixed colors, 3 stems
 111I Calendula Collection: five different types or colors displayed in one container; eligible for the Leola Sanders Collection Award

Calliopsis/Coreopsis:

- 112A Calliopsis or Coreopsis, annual, daisy flowered, one (1) color, 3 sprays
 112B Calliopsis or Coreopsis, annual, daisy flowered, mixed colors, 3 sprays
 112C Coreopsis, perennial, single, one (1) color, 3 sprays
 112D Coreopsis, perennial, semi-double, one (1) color, 3 stems

Candytuft:

- 113A Candytuft, hyacinth flowered, white, 3 spikes
 113B Candytuft, hyacinth flowered, colored, 3 spikes
 113C Candytuft, verberna flowered, one (1) color, 3 sprays

Please see Lot# 123, Dianthus, for Carnations.

Celosia:

- 114A Celosia, cristata (cockscomb), large, any color, 1 stem
 114B Celosia, cristata (cockscomb), small to medium, one (1) color, 3 stems
 114C Celosia, plumose (plumed), one (1) color, 3 stems
 114D Celosia, plumose (plumed), mixed colors, 3 stems
 114E Celosia, spicata (wheat flowered), 3 stems

Chrysanthemums:

- 115A Chrysanthemums, annual, one (1) color, 3 stems

Clarkia and Godetia:

- 116A Clarkia, one (1) color, 3 spikes
 116B Godetia, one (1) color, 3 sprays

Clematis: display in a covered dish as for pansies; no foliage required

- 117A Clematis, single, named, 1 bloom
 117B Clematis, double, named, 1 bloom

Columbine:

- 119A Columbine, single, one (1) color, 3 stems
 119B Columbine, double, one (1) color, 3 sprays
 119C Columbine, other flowered, one (1) color, 3 stems or sprays

Cosmos: Lots 120 A – J are eligible for the Redfield/Sprinkle Cosmos Award. Cosmos may be displayed as blooms, sprays or stems. Be sure to check Lot numbers for requirements. Cosmos are divided into two types: bi-pannatus types which are pastel colored, daisy flowered and sulphureus types which are generally double and red, orange and yellow in color. Cosmos may be displayed as stems or sprays where indicated.

Cosmos bi-pinnatus varieties:

- 120A Cosmos, single, large flwd (Versailles, Sensation, etc.), over 3", one (1) color, 3 stems
 120B Cosmos, single, large flwd (Versailles, Sensation, etc., etc.), over 3", mixed colors, 3 stems
 120C Cosmos, single, small flwd (Versailles, Sensation, etc.), up to 3", one (1) color, 3 sprays
 120D Cosmos, single, small flwd (Versailles, Sensation, etc.), up to 3", mixed colors, 3 sprays
 120E Cosmos, double, one (1) color, 3 stems
 120F Cosmos, double, mixed colors, 3 stems
 120G Cosmos, quilled, crested, etc., one (1) color, 3 stems
 120H Cosmos, quilled, crested, etc., mixed colors, 3 stems

Cosmos sulphureus varieties:

- 120I Cosmos, small flowered, one (1) color, 3 stems

- 120J Cosmos, small flowered, mixed colors, 3 stems

Dahlias: All Dahlia lots, except Collections, are eligible for the Bob Mobley Dahlia Award. Please note special conditioning requirements. One set of leaves should be retained. Please name. All Dahlia lots will be based on 121; the exhibitor should enter based on size alone; for instance, 121A or 121MS. Lot numbers will be assigned by the Superintendent, or at her direction; for instance 121A-C-1 might be a large, yellow formal decorative.

As there are currently 795 classes of Dahlias based on color, form and size by the American Dahlia Society, it is not possible to list all the possible Lots. Any Dahlia brought for exhibition will be classified according to the American Dahlia Society classification system. If there are sufficient entries, color classes will be created.

Collections of five or more dahlias exhibited in one container are be eligible for the Leola Sanders Collection Award.

The exhibitor should note the following SIZE requirements for the number of specimens per lot:

AA Giant over 10"1 bloom

A Large over 8"to 10"1 bloom

B Medium over 6" to 8"1 bloom

BB Small over 4" to 6"3 blooms

BA Ball over 3.5"3 blooms

MB Miniature Ball over 2" to 3.5"3 blooms

P Pompon up to 2"3 blooms

MS Mignon Single up to 2"3 blooms

Daisies: Lots 122 A - E will be eligible for the Bob Hamel Daisy Award.

For Gloriosa Daisies, please see Lot 161, Rudbeckia.

- 122A Daisies, Shasta, single, 3 stems
 122B Daisies, Shasta, single, quilled, spooned or contorted petals (Crazy Daisy, etc.), 3 stems
 122C Daisies, Shasta, semi-double, 3 stems
 122D Daisies, Shasta, double, 3 stems
 122E Daisies, other, 3 stems

Please see Lot #138, Hemerocallis for daylilies.

Dianthus, Carnations, Pinks and Sweet Williams:

- 123A Carnations, double (florist type), one (1) color, 3 stems
 123B Pinks, single, one (1) color, 3 stems or sprays
 123C Pinks, double, one (1) color, 3 stems or sprays
 123D Sweet William, one (1) color, 3 stalks

Delphiniums and Larkspur:

- 124A Delphinium, standard (Pacific Giants, New Zealand Hybrids, etc.), 1 spike with foliage
 124B Delphinium, intermediate (Yankee, Summer, etc.), 1 spike with foliage
 124C Delphinium, dwarf, one (1) color, 3 spikes with foliage
 124D Larkspur, one (1) color, 3 spikes with foliage

Echinacea (Cone Flowers):

- 125A Echinacea, single, one (1) color, 3 stems
 125B Echinacea, double, one (1) color, 3 stems
 125C Echinacea, dwarf, one (1) color, 3 stems
 125D Echinacea Collection, five different colors or forms displayed in one container; eligible for the Leola Sanders Collection Award
 126 Echinops, 3 blooms
 127 Erigeron, 3 stems

Eryngium:

- 128A Eryngium, small, 3 sprays
 128B Eryngium, large (Miss Willmott's Ghost, etc.), 1 spray

Feverfew (Matricaria):

- 129A Feverfew, single, 3 sprays
 129B Feverfew, double, 3 sprays

Flowering Cabbage and Kale:

- 130A Flowering Cabbage, large, 1 head
 130B Flowering Cabbage, small, 3 heads
 130C Flowering Kale, large, 1 head
 130D Flowering Kale, small, 3 heads

Gaillardia: includes annual and perennial forms

Perennials:

- 131A Gaillardia, single, daisy flowered, solid color, 3 stems
 131B Gaillardia, single, daisy flowered, bi-color, 3 stems
 131C Gaillardia, single, other flower forms (quill, etc.), 3 stems
 131D Gaillardia, double, 3 stems

Annuals:

- 131E Gaillardia, annual, one (1) color, 3 stems
 131F Gaillardia, annual, mixed colors, 3 stems

Please see Lot # 161, Rudbeckia for Golden Glow.

Please see Lot #166, Solidago for Golden Rod

Geraniums and Pelargoniums:

Geraniums:

- 133A Geranium, single, 3 sprays
 133B Geranium, double, 3 sprays

Pelargoniums:

- 133C Pelargonium, zonal, one (1) bloom, no foliage
 133D Pelargonium, regal (Martha Washington), 1 bloom, no foliage
 133E Pelargonium, ivy, 3 blooms, no foliage
 133F Pelargonium, other flower form, 1 bloom, no foliage

Gladiolus: Lots 134A – Q are eligible for the Evelyn Robertson Gladiola Award.

Gladiolas are exhibited without foliage. A perfect spike will have all florets present, but careful removal of one spent floret is permissible. The North American Gladiolus Council classifies gladiolus by color and size of florets. Please enter by color; division by size will occur to make judging fair when there are sufficient entries. Size divisions are as follows:

- Size 100 Miniature florets under 2 ½"
 Size 200 Small/Miniature florets over 2 ½" to 3 ½"
 Size 300 Decorative florets over 3 ½" to 4 ½"
 Size 400 Large florets over 4 ½" to 5 ½"
 Size 500 Giant florets over 5 ½"

- 134A Gladiola, white, or white with marks, 1 spike
 134B Gladiola, green, or green with marks, 1 spike
 134C Gladiola, yellow, or yellow with marks, 1 spike
 134D Gladiola, cream, or cream with marks, 1 spike
 134E Gladiola, orange, or orange with marks, 1 spike
 134F Gladiola, salmon, or salmon with marks, 1 spike
 134G Gladiola, pink, or pink with marks, 1 spike
 134H Gladiola, red, or red with marks, 1 spike
 134I Gladiola, black red or black red with marks, 1 spike
 134J Gladiola, rose, or rose with marks, 1 spike
 134K Gladiola, black rose, or black rose with marks, 1 spike
 134L Gladiola, lavender, or lavender with marks, 1 spike
 134M Gladiola, purple, or purple with marks, 1 spike
 134N Gladiola, violet, or violet with marks, 1 spike
 134O Gladiola, smoke, or smoke with marks, 1 spike
 134P Gladiola, tan, or tan with marks, 1 spike
 134Q Gladiola, brown, or brown with marks, 1 spike
 134R Gladiolus Collection: 5 or more spikes of the same size/color displayed in one container; eligible for the Leola Sanders Collection Award.
 134S Gladiolus Collection: 5 or more spikes of the same size; different colors displayed in one container; eligible for the Leola Sanders Collection Award.

Grasses, Ferns, Ornamental Foliage Plants, Evergreen and Deciduous Branches and Water Plants: Please name all exhibits in these lots.

Ornamental Grasses: no bloom required.

- 135A Ornamental Grass, large, 3 stems
 135B Ornamental Grass, small to medium, 5 stems

Ferns:

- 135C Ferns, large, 1 frond
 135D Ferns, small, 3 fronds

Ornamental Foliage Plants:

- 135E Hosta, large leaf, 1 leaf
 135F Hosta, medium leaf, 1 leaf
 135G Hosta, small, 1 leaf
 135H Ornamental Leaf, green, 3 stems or leaves
 135I Ornamental Leaf, variegated, 3 stems or leaves
 135J Ornamental Leaf, colored, other than silver, 3 stems or leaves
 135K Ornamental Leaf, silver, 3 stems or leaves

Evergreen and Deciduous Branches:

- 135L Evergreen, standard, named, limited to 24", one (1) branch
 135M Evergreen, small or miniature, named, limited to 6", one (1) branch
 135N Deciduous, named, limited to 12", one (1) branch
 135O Deciduous, fruiting, named, limited to 12", one (1) branch

Water Plants:

- 135P Waterlily or Lotus, 1 bloom
 135Q Floating water plants, 1 bunch, named, displayed in an open container
 135R Submerged water plants, 1 bunch, named, displayed in an open container

Gypsophila: DO NOT TRANSPORT DRIED PERENNIAL BABY'S BREATH WITH SEED: IT IS A NOXIOUS WEED.

- 136A Gypsophila, annual, one (1) color, 3 sprays
 136B Gypsophila, perennial, single or double, **FRESH ONLY**, 5 sprays

Helianthus and Heliopsis: Perennial Sunflowers; for annual Sunflowers see Lot 169.

- 137A Helianthus or Heliopsis, daisy flowered, single, 3 stems
 137B Helianthus or Heliopsis, double, 3 stems

Hemerocallis: No foliage required; please contact Superintendent for special exhibition care.

- 138A Daylily, single, (1) scape or one (1) bloom
 138B Daylily, double, 1 scape or one (1) bloom

Heuchera, Heucherella and Tiarella: Coral Bells may be exhibited by bloom or foliage

- 139A Coral Bells, any color, 3 bloom spikes

Hollyhocks, Hibiscus, Malloys and Malvas: Hollyhocks need special conditioning; please refer to the Introduction for specifics.

- 140A Hollyhock, single, 1 spike, with foliage
 140B Hollyhock, double, 1 spike, with foliage
 140C Hibiscus, perennial, 1 bloom
 140D Mallow, 1 spike with foliage
 140E Malva, 3 spikes with foliage
 141 Lavatera, one (1) color, 3 sprays

Liatris:

- 142A Liatris, purple, 1 spike
 142B Liatris, white, 1 spike

Lilies: Lots 143A-D are eligible for the Carl Hollensteiner Lily Award.

- 143A Lily, bowl, 1 stem
 143B Lily, reflex, 1 stem
 143C Lily, trumpet, 1 stem
 143D Lily, upright, 1 stem

Marigolds: Lots 144A - are eligible for the Everett Dirksen Marigold Award. One set of leaves must be retained.

There are three common flower types of marigolds (Tagetes species), so-called African (T. erecta) called American in these lots; French (T. patula), and Signet (T. tenuifolia). All Tagetes species are from Mexico in spite of their common names. **Giant and large flowered American types** are large, over 2½", and have double carnation style blooms. There are rare large flowered singles. **French flower types** are smaller, usually from 1-2 ½"; flower types are varied, but have the following basic forms: double; semi-double; and single. **Semi-doubles** are further divided into two forms: crested, and anenome. **Double** flowers have fully double, rounded centers; semi-double crested have mounded, full centers which are distinctly crested; semidouble anenome types have flat, recessed centers. **Singles** have one row of petals. Signets are very small lowered singles.

- 144A Marigold, giant, over 3½", one (1) color, 3 blooms
 144B Marigold, giant, over 3½", mixed colors, 3 blooms
 144C Marigold, large, 2½"-3½", one (1) color, other than white, 3 blooms
 144D Marigold, large, 2½"-3½", mixed colors, 3 blooms
 144E Marigold, large, over 2½", white, 3 blooms
 144F Marigold, small, double, one (1) color, 3 blooms
 144G Marigold, small, double, mixed colors, 3 blooms
 144H Marigold, small, semi-double, crested, one (1) color, 3 blooms
 144I Marigold, small, semi-double, crested, mixed colors, 3 blooms
 144J Marigold, small, semi-double, anenome-flowered, one (1) color, 3 blooms
 144K Marigold, small, semi-double, anenome-flowered, mixed colors, 3 blooms
 144 L Marigold, small, single, one (1) color, 3 blooms
 144M Marigold, small, single, mixed colors, 3 blooms
 144N Marigold, Signet, one (1) color, 3 sprays
 144O Marigold, Signet, mixed colors, 3 sprays
 144P Marigold, largest specimen, one (1) bloom

Nasturtiums:

- 145A Nasturtiums, single, one (1) color, 3 blooms
 145B Nasturtiums, single, mixed colors, 3 blooms
 145C Nasturtiums, double, one (1) color, 3 blooms
 145D Nasturtiums, double, mixed colors, 3 blooms

Nicotiana (Flowering Tobacco):

- 146A Nicotiana, one (1) color, 3 sprays
 146B Nicotiana, mixed colors, 3 sprays

Pansies, and Violas: Lots 148A - I are eligible for the Rev. H.N. Tragitt Pansy Award.**Pansies and Violas have special exhibition requirements.** Use the following directions:

Display blooms in a shallow, covered dish. Fill the dish with water. Use plastic wrap or the new selfsticking wrap secured to the outside and bottom of the bowl to cover the top of the bowl (the English use velvet to cover the exhibition bowls). Cut small slits in the cover and insert the stems of the blooms into the water in the bowl so that the flowers will lay flat on top of the cover. Be very careful to make sure the stems stay in the water, as they have a tendency to float to the surface and dry out.

The difference between pansies and violas is the shape of the flower.**Exhibition pansies should be round; violas are more butterfly shaped.**

- *148A Pansy, giant, single, over 3", one (1) color, 3 blooms
 *148B Pansy, giant, single, over 3", mixed colors 3 blooms
 *148C Pansy or viola, single under 3", one (1) color, 3 blooms
 *148D Pansy or viola, single, under 3", mixed colors, 3 blooms
 *148E Pansy, ruffled or double, over 2", one (1) color, 3 blooms
 *148F Pansy, ruffled or double, over 2", mixed colors, 3 blooms
 *148G Violas or miniature pansies, one (1) color, 5 blooms
 *148H Violas or miniature pansies, mixed colors, 5 blooms
 *148I Pansy or Viola, largest specimen, 1 bloom
 149 Perovskia (Russian Sage), 1 spray

Petunias and Calibrochoas: Lots 150A – J are eligible for the Best Petunia Award.

Calibrochoa is the genus name for the Million Bells "mini petunias"; while closely related to petunias they are a separate genus. Their similarity in flower form to petunias allows for display with them in these lots. There is a rarer double flowered form which is not readily available. Grandiflora petunias should be displayed as for pansies; please see that Lot for the directions.

- 150A Calibrochoa (mini-petunias), (Million Bells, etc.), single, 1 – 1 ¼", one (1) color, 3 sprays
- 150B Petunia, multiflora, single, 2 – 3 ½", one (1) color, 3 sprays
- 150C Petunia, multiflora, single, 2-3 ½", mixed colors, 3 sprays
- 150D Petunia, multiflora, double, 2-3 ½", one (1) color, 3 sprays
- 150E Petunia, multiflora, double, 2-3 ½", mixed colors, 3 sprays
- 150F Petunia, grandiflora, single, over 3 ½", one (1) color, 3 blooms, displayed as for pansies
- 150G Petunia, grandiflora, single, over 3 ½", mixed colors, 3 blooms, displayed as for pansies
- 150H Petunia, grandiflora, double, over 3 ½" one (1) color, 3 blooms, displayed as for pansies
- 150I Petunia, grandiflora, double, over 3 ½", mixed colors, 3 blooms, displayed as for pansies
- 150J Petunias, Giants of California, includes hybrids, 3 blooms, displayed as for pansies

Phlox: Lots 151A - D are eligible for the Rose Swetish Phlox Award.

- 151A Phlox, perennial, globe flowered, 1 head
- 151B Phlox, perennial, other flowered, 1 head
- 151C Phlox, annual, globe flowered, one (1) color, 3 sprays
- 151D Phlox, annual, star-flowered, one (1) color, 3 sprays

Pinks: please see Lot #123 Dianthus.

Poppies: Lots 152A is eligible for the Flanders Field Poppy Award. Lots B – D are eligible for the Harriet Watkins Poppy Award. Poppies need special conditioning. Please see the Introduction for methods. California poppies have special exhibition requirements.

- 152A Poppies, single, red, 5 stems
- 152B Poppies, single, 5 stems
- 152C Poppies, California (Eschscholzia), single or semi-double, 5 stems.
- 152D Poppies, double, 5 stems

Portulaca:

- 153A Portulaca, one (1) color, 3 stems
- 153B Portulaca, mixed colors, 3 stems

Roses: Lots 154A – H; 155A – H; 156A – H; 157A – H & 158 & 159 ~ eligible for the Best Rose Award. Foliage must be retained, except for rose bowls. Unless the specimen is named it will not be eligible for the Best Rose Award.

Floribunda Roses:

- 154A White or ivory, 1 spray
- 154B Yellow, light to dark, 1 spray
- 154C Orange, light to dark, 1 spray
- 154D Pink, light to dark, 1 spray
- 154E Red, light to dark, 1 spray
- 154F Bi-colors, 1 spray
- 154G Blends, 1 spray
- 154H Blue, lavender or mauve, 1 spray

Grandiflora Roses:

- 155A White or ivory, naturally grown or disbudded, 1 stem or 1 spray
- 155B Yellow, light to dark, naturally grown or disbudded, 1 stem or 1 spray
- 155C Orange, light to dark, naturally grown or disbudded, 1 stem or 1 spray
- 155D Pink, light to dark, naturally grown or disbudded, 1 stem or 1 spray
- 155E Red, light to dark, naturally grown or disbudded, 1 stem or 1 spray
- 155F Bi-colors, 1 spray, naturally grown or disbudded, 1 stem or 1 spray
- 155G Blends, 1 spray, naturally grown or disbudded, 1 stem or 1 spray
- 155H Blue, lavender or mauve, naturally grown or disbudded, 1 stem or 1 spray

Hybrid Tea Roses:

- 156A White or ivory, 1 stem
- 156B Yellow, light to dark, 1 stem
- 156C Orange, light to dark, 1 stem
- 156D Pink, light to dark, 1 stem
- 156E Red, light to dark, 1 stem
- 156F Bi-colors, 1 stem
- 156G Blends, 1 stem
- 156H Blue, lavender or mauve, 1 stem

David Austin English Roses:

- 157A White or ivory, naturally grown or disbudded, 1 stem or 1 spray
- 157B Yellow, light to dark, naturally grown or disbudded, 1 stem or 1 spray
- 157C Orange, light to dark, naturally grown or disbudded, 1 stem or 1 spray
- 157D Pink, light to dark, naturally grown or disbudded, 1 stem or 1 spray
- 157E Red, light to dark, naturally grown or disbudded, 1 stem or 1 spray
- 157F Bi-colors, 1 spray, naturally grown or disbudded, 1 stem or 1 spray
- 157G Blends, 1 spray, naturally grown or disbudded, 1 stem or 1 spray

Miniature Roses:

- 158A White or ivory, naturally grown or disbudded, 1 stem or 1 spray
- 158B Yellow, light to dark, naturally grown or disbudded, 1 stem or 1 spray
- 158C Orange, light to dark, naturally grown or disbudded, 1 stem or 1 spray
- 158D Pink, light to dark, naturally grown or disbudded, 1 stem or 1 spray

- 158E Red, light to dark, naturally grown or disbudded, 1 stem or 1 spray
- 158F Bi-colors, 1 spray, naturally grown or disbudded, 1 stem or 1 spray
- 158G Blends, 1 spray, naturally grown or disbudded, 1 stem or 1 spray

Other Roses:

- 159 Any other Rose (climbers, hedge, shrub, old garden rose, etc.), 1 stem or 1 spray

Roses Specially Displayed:

- 160A Rose Bowl: must be displayed so that the roses do not float. A set of leaves from them must be displayed, but do not add any other plant material. This is not an arrangement. Not eligible for the Best Rose Award.
- 160B Rose Collection: five different kinds, colors, etc., displayed in one container; eligible for the Leola Sanders Collection Award. Not eligible for the Best Rose Award.

Rudbeckias:

- 161A single, gold and/or yellow, 3 stems
- 161B single, other colors, 3 stems
- 161C double, gold and/or yellow, 3 stems
- 161D double, other colors, 3 stems
- 161E Golden Glow (Rudbeckia laciniata), 3 sprays
- 161F Rudbeckia, 'Green Wizard', 3 stems
- 162 Salpiglossis, any color, 1 spray

Salvias:

- 163A Salvias, perennial, 3 spikes
- 163B Salvias, annual, 3 spikes

Scabiosa:

- 164A Scabiosa (Sweet Sultan), annual, except stellata, 5 stems
- 164B Scabiosa, stellata, 3 stems
- 164C Scabiosa perennial, any color, 3 stems

Snapdragons: Lots 165A- E are eligible for the Catherine Chaffin Snapdragon Award.

- 165A Snapdragons, single flowered, 1 spike
- 165B Snapdragons, double flowered, 1 spike
- 165C Snapdragons, novelty flowered, 1 spike
- 165D Snapdragons, dwarf and/or mini) one (1) color, 3 spikes
- 165E Snapdragons, dwarf and/or mini), mixed colors, 3 spikes
- 165F Snapdragon Collection: five or more colors or types displayed in one container; eligible for the Leola Sanders Collection Award.

- 166 Solidago (Golden Rod), 3 sprays

Strawflowers and Other Everlastings: Please enter this growing season's specimens. May be displayed as fresh or dry.

- 167A Acrolinum (Paper Daisies), 3 stems
- 167B Ammobium (Winged Everlasting), 3 stems
- 167C Chinese Lanterns, 3 sprays
- 167D Gomphrena, 3 stems
- 167E Gourds, 1 large or 3 small (need not be fully dried)
- 167F Money Plant (Lunaria), 3 sprays
- 167G Ornamental Corn, large, small or mini, 3 dried cobs
- 167H Statice, annual, one (1) color, 3 sprays
- 167I Statice, annual, mixed colors, 3 sprays
- 167J Statice, perennial, 3 sprays
- 167K Strawflowers, one (1) color, 3 stems
- 167L Strawflowers, mixed colors, 3 stems
- 167M Xeranthemum, any color, 5 stems
- 167N Other everlastings, 3 specimens
- 167O Collection of Everlastings: at least 5 different everlastings displayed with or in one container; eligible for the Leola Sanders Collection Award.

Stocks:

- 168A Stocks, double, one (1) color, 3 spikes
- 168B Stocks, double, mixed colors, 3 spikes
- 168C Stocks, single, one (1) color, 3 spikes

Sunflowers: Lots 169A – P are eligible for the Dean Barnes Sunflower Award. These lots are for Decorative sunflowers; those grown primarily for seed should be entered in Horticulture, Department J. No foliage required. **Each Sunflower stem shall display only 1 bloom, remove buds from stems. This is for all Sunflower Lots 169A-P.**

- 169A Sunflower, giant, single, over 8", 1 bloom
- 169B Sunflower, giant, double, over 8", 1 bloom
- 169C Sunflower, large, single, 6-8", yellow or gold, 3 blooms
- 169D Sunflower, large, single, 6-8", green or white, 3 blooms
- 169E Sunflower, large, single, 6-8", red, bronze or purple, 3 blooms
- 169F Sunflower, large, single, 6-8", bi- or tri-color, 3 blooms
- 169G Sunflower, large, double, any color, 3 blooms
- 169H Sunflower, medium, single, 4-6", yellow or gold, 3 blooms
- 169I Sunflower, medium, single, 4-6", green or white, 3 blooms
- 169J Sunflower, medium, single, 4-6", red, bronze or purple, 3 blooms
- 169K Sunflower, medium, single, 4-6", bi- or tri-color, 3 blooms
- 169L Sunflower, medium, double, any color, 3 blooms
- 169M Sunflower, small, single, under 4", yellow or gold, 5 blooms
- 169N Sunflower, small, single, under 4", green or white, 5 blooms
- 169O Sunflower, small, single, under 4", red, bronze or purple, 5 blooms
- 169P Sunflower, small, single, 6-8", bi- or tri-color, 5 blooms

Sweet Peas: Lots 170A – D are eligible for the Esther Hamel Sweet Pea Award. Color classes will be created for 170A if there are sufficient entries. No foliage required.

- 170A Sweet Peas, annual, one (1) color, 3 sprays
- 170B Sweet Peas, annual, mixed colors, 3 sprays
- 170C Sweet Peas, perennial, one (1) color, 3 sprays
- 170D Sweet Peas, perennial, mixed colors, 3 sprays
- 170E Sweet Pea Collection: at least five colors displayed in one container; eligible for the Leola Sanders Collection Award.

Verbena:

- 171A Verbena, one (1) color, 3 specimens
- 171B Verbena, mixed colors, 3 specimens
- 171C Veronica, 3 stems

Zinnia: any flower form may be entered in Lots 172A – C; ball only in 172D and E.

- 172A Zinnia, over 4", one stem
- 172B Zinnia, 2-4", one (1) color, 3 stems
- 172C Zinnia, 2-4", mixed colors, 3 stems
- 172D Zinnia, ball flowered, under 2", one (1) color, 3 stems
- 172E Zinnia, ball flowered, under 2", mixed colors, 3 stems
- 172F Zinnia, single, one (1) color, 3 stems
- 172G Zinnia, single, mixed colors, 3 stems

- 172H Zinnia Collection, at least 5 colors and/or types displayed in one container; eligible for the Leola Sanders Collection Award

Other Flowers:

- 173A Any Other Annual not listed, 3 stems, sprays, blooms or 1 spike
- 173B Any Other Perennial not listed, 3 stems, sprays, blooms or 1 spike
- 173C Any Other Biennial, not listed, 3 stems, sprays, blooms or 1 spike

Collections: All Collections in Lot # 174, below, as well as the collections listed in lots above, are eligible for the Leola Sanders Collection Award. ALL SPECIMENS MUST BE NAMED TO BE ELIGIBLE FOR THE COLLECTION AWARD. See Lots 100G, Achilleas; 102D, African Daisies; Lot 104G, Amaranthus; 105 R, Annual Asters; 105U, Perennial Asters; 111I, Calendulas; 125D, Echinaceas; 135R and S, Gladiolus; 160B, Roses; 165F, Snapdragons; 167O, Everlastings; 170E, Sweet Peas and 172H, Zinnias for other eligible collections.

- 174A Best Collection of Named Annuals, 5 different stems, sprays or spikes exhibited in one container
- 174B Best Collection of Named Perennials, 5 different stems, sprays or spikes exhibited in one container.
- 174C Best Collection of Named Biennials, 5 different stems, sprays, or spikes exhibited in one container
- 174D Best Collection of Named Annuals, Perennials and/or Biennials, 5 different stems, sprays or spikes in one container.

DIVISION II - CONTAINER GARDENING

Plants entered in this Division are judged on their overall condition as well as the condition and cleanliness of the container and water or drip-pan. All containers must have a water-pan supplied. **Plants should be groomed, cleaned of spent blossoms or foliage, pot rims scrubbed and clean, and salt buildup removed.** Double crowns in specimen plant such as African Violets are a serious exhibition fault.

Plant exhibitions are like beauty contests: each contestant should be shown off to its very best advantage. Grooming is the chief exhibition technique and requires basically only time to accomplish. **No Leaf Polish should be used.**

Regular care: proper light, fertilizer and water are essential to make a plant come to its full potential. Questions about culture should be referred to the Superintendents.

This Division is limited to one plant per container, unless excepted. It is limited to plants grown for their flowers, fruit and/or foliage.

Vegetable food plants are excluded. Container size limit is 24" diameter, unless excepted. Hanging plants are allowed in the appropriate lot. Heights listed mean tallness at maturity.

Part 1: Flowering/Fruiting Plants

- 200 Abutilon (Flowering Maple)
- 201 Acalypha (Chenille Plant)

African Violets:

Please see Lot 211

- 202 Anthurium, multiples allowed, esp. for miniatures
- 203 Aphelandra (Zebra Plant)

Begonias:

Blooming fibrous-rooted types.

- 204A Rieger hybrids
- 204B Wax leafed (semperflorens and hybrids)
- 204C Other fibrous-rooted flowering begonia

Bromeliads:

Should be in flower to show maturity; succulent types should be entered in Part 3 of Division II.

- 205A Bromeliads, terrestrial
- 205B Bromeliads, epiphytic
- 205C Bromeliad Collection: at least 5 different kinds of either type displayed in or on one container
- 205D Bromeliad, not in bloom
- 206 Bougainvillea

Bulbs, Corns and Tubers:

Multiple specimens allowed unless restricted.

- 207A Begonia, tuberous, large flowered, any form, one plant
- 207B Begonia, tuberous, multiflora, any form
- 207C Begonia, tuberous, hanging, any form
- 207D Cyclamen, one plant
- 207E Freesias
- 207F Oxalis, all colors
- 207G Shamrocks
- 207H Any other flowering bulb not listed, must be named
- 207I Any other flowering corm not listed, must be named
- 207J Any other flowering tuber not listed, must be named
- 208 Cuphea (cigar plant)

Dwarf Fruit Trees:

Need not be in flower or fruit.

- 209A Avocado
- 209B Citrus
- 209C Coffee

- 209D Pomegranate
- 210 Fuschia

Gesneriads:

African Violets

The best entry in Lot 211A-R is eligible for the Robertson Memorial African Violet Award. Only one plant per container except for trailing types. Add an "M" to the lot number to enter an exhibit as a miniature. 211A-M would be an entry for a miniature single bi-color. Please name.

- 211A Bi-color, single
- 211B Bi-color, double
- 211C Blue, single
- 211D Blue, double
- 211E Orchid, single
- 211F Orchid, double
- 211G Pink, single
- 211H Pink, double
- 211I Purple, single
- 211J Purple, double
- 211K Red, single
- 211L Red, double
- 211M White, single
- 211N White, double
- 211O Trailing, standard, any color
- 211P Trailing, miniature
- 211Q Variegated leaf, any flower color
- 211R Any African violet not listed

Other Gesneriads

- 212A Achimenes (nut orchids), double or single
- 212B Aeschynanthus (lipstick plants)
- 212C Alsobia (lace-flower vine)
- 212D Columnea
- 212E Episcas (Flame Violets)
- 212F Florist gloxinia (Sinningia)
- 212G Nematanthus (Goldfish plant)
- 212H Smithiana (Temple bells)
- 212I Streptocarpus (Cape Primroses)
- 212J Any other gesneriad except African violets
- 213 Hoya, any form

Impatiens:

- 214A Impatiens, plain leaf, single
- 214B Impatiens, plain leaf, double
- 214C Impatiens, New Guinea hybrids
- 215 Justicia (shrimp plant)
- 216 Orchids, any

Pelargoniums (Geraniums):

See Part 2: Foliage Plants for those grown for their leaves

- 217A Zonal (common geranium)
- 217B Regal (Martha Washington)
- 217C Ivy geraniums
- 217D Miniature and dwarf forms
- 218 Spathiphyllum (Peace lily)
- 219 Any other Flowering Plant not listed
- 220A Best Collection of Flowering Plants, at least 5 in separate containers
- 220B Best Planter of Flowering Plants, at least 3 species or varieties in one container.

Part 2: Foliage Plants

This part is for plants which are grown primarily for their foliage; it does not include plants grown for their flowers or fruit which are not in bloom. More than one plant per container allowed unless excepted.

- 230 Aglaonema (Chinese Evergreen)
- 231 Alocasias
- 232 Anthuriums (foliage types only)
- 233 Araucaria (Norfolk Island Pine), one plant only.
- 234 Asparagus Ferns
- 235 Aspidistra (Cast Iron Plant)
- 236 Aucuba (Japanese Gold Dust Plant)

Begonias:**Foliage types (flowers incidental)**

- 237A Cane types (angel wings, etc.)
- 237B Rhizomatous (Iron Cross, Eyelash, beefsteak, lettuce leaf, etc.)
- 237C Rex begonia
- 237D Other leaf begonia

Bulbs, corms or tubers:

- 238A Caladium
- 238B Ledebouria (Silver squill or Scilla violacea)
- 238C Ornithogalum (Pregnant onion)

Brassaia (Schefflera or Queensland Umbrella Tree):

- 239A Brassaia (Umbrella tree, Schefflera)
- 239B Heptapleurum arboricola (miniature Schefflera)
- 240A Coleus
- 240B Calathea (peacock plant)

Spider Plants:

- 241A Chlorophytum, green leaves
- 241B Chlorophytum, variegated leaves
- 242 Crotons
- 243 Cordyline (Hawaiian Ti)
- 244 Cycas

Dieffenbachia (Dumb-cane):

- 245A Dieffenbachia, standard (limit of 24" container)
- 245B Dieffenbachia, dwarf
- 246 Dizygotheca (False Aralia)

Dracaenas:

- 247A Dracena, green narrow leaved forms
- 247B Dracena, variegated narrow leaved forms
- 247C Dracena, green wide leaved forms
- 247D Dracena, variegated wide leaved forms

Pothos or Devil's Ivy:

- 248 Epipremnum
- 249 Fatsia (Japanese Aralia)

Ferns:

- 250A Ferns, upright forms, please name
- 250B Ferns, hanging forms, please name

Ficus:**Tree forms.**

- 251A Ficus, shrubby forms
- 251B Ficus, tree forms
- 251C Ficus, climbing forms
- 252 Fittonia (Nerve plant)
- 253 Gynura (Velvet or purple passion plant)
- 254 Hypoestes (Pink polka dot plant)

Iresines (Beefsteak or bloodleaf plant):

- 255A Iresine, red leaved
- 255B Iresine, variegated leaves

Ivies: Enter ivy topiaries in Part 4.

- 256A Cissus (Kangaroo Ivy; Begonia Tree-bine; Grape Ivy)
- 256B x Fatshedra (Tree Ivy)
- 256C German or Baltic Ivy, green leaved
- 256D German or Baltic Ivy, variegated leaves
- 256E Hedera (English ivies), green leaved
- 256F Hedera (English ivies), variegated leaves
- 256G Swedish Ivy (Plectranthus, Candle Plant), self-colored leaves,
- 256H Swedish Ivy (Plectranthus, Candle Plant), variegated leaves
- 257 Maranta (Prayer Plants)
- 258 Monstera (Swiss Cheese plant)

Palms:

- 259A Palms, large, limit of 24" container
- 259B Palms, small

Pelargoniums (Geraniums):**Foliage types:**

- 260A Fancy leaved forms
- 260B Scented
- 260C Collection of Fancy or Scented, at least 5 types in separate containers.

Peperomia:

- 261A Peperomia, green clumping types
- 261B Peperomia, variegated clumping types
- 261C Peperomia, green trailing types
- 261D Peperomia, variegated trailing types
- 261E Peperomia, green upright types
- 261F Peperomia, variegated upright types
- 261G Best Collection of Peperomias, at least 5 different types in separate containers
- 261H Best Planter of Peperomias, at least 3 different types in one container
- 262 Philodendrons (containers limited to 24" in diameter)

Pilea:

- 263A Pilea, creeping forms (Creeping Charlies)
- 263B Pilea, upright forms (Aluminum plant, P.I. 'Moon Valley, Silver Tree, etc.)

Polyscias (Aralias):

- 264A Polyscia, green leaved forms
- 264B Polyscia, variegated leaved forms
- 264C Ming Aralia
- 265 Radermachia (China Doll)
- 266 Saxifrage (Strawberry geranium/strawberry begonia)

Spiderworks (Wandering Jews):

- 267A Callisa (Wandering inch plant)
- 267B Gibasis (Tahitian Bridal Veil)
- 267C Rhoeo (Moses-in-the-cradle)
- 267D Setcreasea (Purple-heart)
- 267E Wandering Jew, green leaves
- 267F Wandering Jew, variegated leaves
- 268 Synongiums (Arrowhead plants)
- 269 Tolmiea (Piggyback plant)
- 270 Yuccas

Collections:

- 272A Best Collection of Foliage Plants, at least 5 different
genuses in separate containers, named
- 272B Best Planter of Foliage Plants, at least 3 different genuses
in a single container, named.

Part 3: Cacti and Succulents

ONLY ONE ENTRY PER LOT NUMBER. Cacti and succulents are very similar types of plants which have adapted to drought in whole or in part of their life cycle. It is useful to know that all cacti are succulents but not all succulents are cacti. They are differentiated by the presence or absence of areoles, which are foreshortened branches. Little tufts of hairs, bristles or spines grow from these joints, which give rise to the flowers. All cacti have areoles; no succulents have them.

Desert Cacti:

- 300 Cylindrical shape
301 Candelabra shape
302 Columnar shape
303 Hanging
304 Clustering
305 Star shape
306 Chinned globe
307 Globular shape
308 Spherical shape
309 Pincushion shape
310 Other

Jungle or Epiphytic Cacti: (Need not be in bloom to compete)

- 311 Epiphyllums (Orchid cacti)
312 Rhipsalidopsis (Easter cactus)
313 Rhipsalis (Drunkard's Dream)
314 Schlumbergera (Christmas or Thanksgiving cactus)

Collections and Planters of Cacti and/or Other**Succulents****Collections:**

- 315 Collection (Desert types), at least 5 different
types in separate containers
- 316 Collection (Jungle types), at least 5 different
types in separate containers
- 317 Collection of Succulents, at least 5 different
types in separate containers
- 318 Collection of Cacti and Succulents, at least 5
different types in separate containers

Planters:

- 319 Planter of Desert Types, at least 3 different
types in one container
- 320 Planter of Succulents, at least 3 different types
in one container
- 321 Planter of Cacti and Succulents, at least 3
different types in one container

Succulents:

- 322 Pregnant Onion
323 Adenium (Desert Roase)
324 Aeonium
325 Agave
326 Aloe
327 Bromeliads (succulent species)
328 Starfish
329 Ponytail Palm
330 Ceropegia (Rosary Vines) Please hang or
provide tray to stems of pendant kinds.
331 Jade Tree
332 Euphorbia
333 Haworthia
334 Kalanchoe
335 Living Stones and Lithiops
336 Pleiospilos (Living Rock)

Sansevieria: (Mother-in-law-tongue)

- 337 Sansevieria, green leaves
338 Sansevieria, variegated leaves
339 Sansevieria, rosette shaped leaves
- 340 Sedum, upright form, self-colored leaves
341 Senecio, pendant (String of Beads)
342 Any other Succulent

Part 4: Special Culture Plants, Outdoor Planters and Yards

Plants entered in this part should reflect some special contrived growing method which features, alters, or accentuates some natural characteristic, or which are grown together for aesthetic effect for outdoor beauty.

Special Hanging Plants

- 400 Flowering
401 Foliage, green
402 Foliage, variegated
403 Hanging Indoor Planter, at least 3 kinds in one container

Specialty Plants

- 405 Topiary
407 Bonsai

Indoor Container Gardens

- 410 Bottle Garden, one container under 24 inches
- 411 Dish Garden, one container under 10 inches
- 412 Terrarium, may be partially open
- 413 Scene, limited to 24 inches or smaller, may include manmade objects

Outdoor Containers and Planters

- 414 Outdoor planter, under 12 inches, foliage plants predominating
- 415 Outdoor planter, under 12 inches, flowering plants predominating
- 416 Outdoor planter, over 12 inches and under 24 inches, foliage plants predominating
- 417 Outdoor planter, over 12 inches and under 24 inches, flowering plants predominating
- 418 Outdoor planter, over 24 inches, foliage plants predominating
- 419 Outdoor planter, over 24 inches, flowering plants predominating

Yards

420 Best Yard

***Lot 420 is eligible for the Paul Boetticher Award. Entries limited to the metro Dillon area. Pictures of the yard are necessary for display at the Fair. Yards will be judged on Wednesday. Efforts will be made to contact entrants so they can be present to answer judges' questions; however it is not mandatory for the owner to be present at the judging. If an entered yard cannot be accessed safely, it will not be judged.**

Division III - Artistic Design

General Design Information:

Plant materials need not be grown by the exhibitor; all materials must be properly conditioned. Artistic design results from the interaction of the principles of design with the elements of design. Design principles are similar to art principles: Balance, Dominance, Contrast, Rhythm, Proportion and Scale. Design elements are: Line, Space, Form, Pattern, Color, Texture and Size. The exhibitor brings individual creativity and expression to the plastic organization of components, resulting in designs of beauty, harmony, and distinction.

Creative and Tradition designs are permitted in all lots not specifically limited to one or the other design types. Creative and Traditional designs are classified according to National Garden Club criteria. The Superintendent reserves the right to move any and all designs to assist in the judging process. An exhibitor should check before judging to make sure that the design is presented as intended. Pre-registration for hanging designs and those designs which need a power source is appreciated; the Superintendent should be notified of any Functional Table designs in order to properly stage them.

Accessories are permitted in all lots unless specifically prohibited and are required in some. Utensils should NOT be used as an accessory. Backgrounds are permitted in all designs where appropriate. Small and miniature designs are meant to be viewed at the Judges' eye level and will be staged to best exhibit the designs.

Containers are the bases for designs; and since they are an integral part of the design, all principles and elements apply. In general, avoid using white vases. They draw the eye away from the design and the focus is left on the white container. The exception here would be Lot 507, Arrangement in white, use white container. The newest trend in design is container less designs which rely on construction for stability and often use tubes for water or use hardy plant materials which will not readily dry out.

DIVISIONS IN DESIGN

In order to create interest in the Design Division, it is divided into Youth and Adult Sections. Sections are further divided into NOVICE, INTERMEDIATE AND EXPERIENCED levels.

Adult Divisions:

Novice Designer: any person, 18 and older, who is a first-time entrant in the Design Division at the Beaverhead County Fair or a person who has not won more than two (2) blue ribbons in the Design Division at the Beaverhead County Fair.

Intermediate Designer: any person, 18 and older, who has entered the Design Division at the Beaverhead County Fair in prior years and who has won two (2) or more blue ribbons in the Design Division.

Experienced Designer: any person, 18 and older, who has attended flower design or Flower Show School or served as a judge at a fair or standard flower show.

*The Superintendent keeps a record of the blue ribbons won by exhibitors; if the exhibitor has questions, please inquire. When entering the exhibitor should designate the entry with the appropriate designation: N, I or E, following the lot number.

Youth Divisions:

Youth entries in design are not restricted to any Lots, but are specially designated in Lots 503 –506. Youth entries should be designated by a Y and the current age of child. Please show age on the top right of entry tag. For example, "Y8" would be written for an eight-year-old exhibitor.

Awards in the Design Division:

All lots allowing dried materials in the design are eligible for the Louise Riley Dried Arrangement Award. All lots designated with an "E" following the Lot Number are eligible for the Best of Show Arrangements, Experienced; all lots designated with an "I" following the Lot Number are eligible for the Best of Show Arrangements, Intermediate; all lots designated with an "N" are eligible for the Best of Show Arrangements, Novice. Lots 554 and 555 inclusive are eligible for the Esther Speich Corsage/Boutonniere Award.

Arrangements Featuring Line and Form:

Designers' choice of materials.

For Grades 10-12 and Adults:

500 Line Arrangement

501 Mass Arrangement

502 Line-Mass Arrangement

For Youth ONLY, Grades K-9:

503Y- Three Flowers in a Vase (Line Arrangement)

504Y- Flowers in a Basket (Mass Arrangement)

505Y- Flowers with/in a Toy (Line-Mass Arrang.)

506Y- Flowers in a Vase (Line-Mass Arrangement)

Arrangements Featuring Color: No accessories; fresh flowers only.

507 Arrangement in white: use white container, foliage need not be white

508 Monochromatic arrangement: different tints and tones of one hue; foliage allowed

509 Arrangements featuring a spilt complement

Arrangements Featuring Size:

Three Inch Arrangements: may not exceed 3" in any dimension

510 Fresh only

511 Dried only

512 Combination of Fresh and dried

Five Inch Arrangements: may not exceed 5" in any dimension

513 Fresh only

514 Dried only

515 Combination of Fresh and dried

Eight Inch Arrangements: may not exceed 8" in any dimension

516 Fresh only

517 Dried only

518 Combination of Fresh and dried

Twelve Inch Arrangements: may not exceed 12 inches in any direction

519 Fresh only

520 Dried only

521 Combination of Fresh and dried

Three Foot Arrangements: must exceed three feet in at least one dimension

522 Fresh only

523 Dried only

524 Combination of Fresh and dried

Arrangements Using Non-Floral Plant Materials, fresh plant materials only:

525 Arrangement using foliage only

526 Arrangement using fruits and vegetables: fruit or vegetable foliage only

527 Arrangement using evergreen plant materials: berries and cones allowed. No wreaths or swags in this lot; please see Lot 538. For Trees, see Lot 539.

Arrangements Using Wood: Fresh and/or dry plant materials allowed

528 Arrangements featuring decorative wood

529 Arrangements using decorative wood

Arrangements Using Dried Plant Materials: dried plant materials only

530 Arrangement using dried flowers only; dried foliage required

531 Arrangement using dried plant materials

Arrangements for the Home: Fresh and/or dried, plant materials allowed; accessories required.

532 Arrangement for Wall, Door or Window

533 Arrangement for Living Room or Family Room

534 Arrangement for Kitchen

535 Arrangement for Bedroom and/or Bath

Table Arrangements: Designer's choice of plant materials

536 Arrangement for the Table (Decorative Unit-Centerpiece only)

537 Functional Table (All functional tables are set for the actual service of food; limited to two place settings; napkins required; maximum 12" cloth drop.) Name type of table: al fresco, semi-formal, tray, etc. Exhibitors may be

asked to supply table, limited to less than 3 sq. ft.

538 Exhibition Table, Type I

Arrangements for Holidays, Seasons and Festive Occasions:

Fresh, dried or combination of plant materials permitted.

539 Winter Holidays-Dec through Feb-Design type=Traditional

539A Winter Holidays-Dec through Feb-Design type=Creative

540 Spring Holidays-March through May-Design type=Traditional

540A Spring Holidays-March through May-Design type=Creative

541 Summer Holidays-June through Aug-Design type=Traditional

541A Summer Holidays-June through Aug-Design type=Creative

542 Fall Holidays-Sept through Nov-Design type=Traditional

542A Fall Holidays-Sept through Nov-Design type=Creative

543 Festive Occasion-Design Type=Traditional

543A Festive Occasion-Design Type=Creative

Creative Designs: Any of the National Garden Club recognized creative designs may be entered in these lots. Please name the design type (i.e.: lighted, parallel, underwater, tapestry, etc.) Please pre-register any hanging type and lighted or kinetic design which requires an electrical outlet.

544 Creative Arrangement, fresh

545 Creative Arrangement, dried

546 Creative Arrangement, combination of fresh and dried

Traditional and Period Designs:

547 Traditional, fresh only

548 Traditional, dried only

549 Traditional, combination of materials

550 Period Design, fresh only. Name the period.

Thematic Designs: These arrangements should interpret any universal theme such as love, religious expression, sorrow, joy, triumph, art, literature, painting, etc. No national flags or religious symbols may be used in water, out of respect for the nation or religious tradition.

551 Fresh plant material, Design type=Traditional

551A Dried plant material, Design type=Creative

552 Combination of fresh and dried plant material, Design type=Traditional

552A Combination of fresh and dried plant material, Design type=Creative

Corsages and Boutonnieres: Lots 554A - C and 555A - C are eligible for the Esther Speich Best Corsage/ Boutonniere Award. Two (2) Pins required for corsages; boutonnieres must have one pin and more than one flower.

554A Corsages using fresh plant materials: ribbons, trimmings, etc. must not be more than ½ of design

554B Corsages using dried plant materials: ribbons, trimmings, etc., must not be more than ½ of design

554C Corsages using fresh and dried plant materials: ribbons, trimmings, etc., must not be more than ½ of the design

555A Boutonnieres: using fresh plant materials: ribbons, trimmings, etc., must not be more than ½ of design

555B Boutonnieres: using dried plant materials: ribbons trimmings, etc., must not be more than ½ of the design

555C Boutonnieres: using fresh and dried plant materials: ribbons, trimmings, etc., must not be more than ½ of the design

Arrangements Featuring the Container:

556 Flowers in a basket, fresh

557 Flowers in a basket, dried

558 Arrangement in an unusual container, fresh

559 Arrangement in an unusual container, dried

The Bitterroot: Montana chose a deserving state flower in the lovely Bitterroot. It has lent its common name to a mountain range, a valley, and a river. It has taken its scientific name, lewisia, from the famous explorer, Captain Meriwether Lewis, who was the first man to collect information about this exquisite plant. It is a lovely, low-growing pink bloom you'll find in the foothills during the spring and summer months.

Indian Paintbrush: Castilleja, commonly known as paintbrush, Indian paintbrush, or prairie-fire, is a genus of about 200 species of annual and perennial herbaceous plants native to the west of the Americas from Alaska south to the Andes, northern Asia, and one species as far west as the Kola Peninsula in northwestern Russia. It has a vibrant paintbrush-like appearance and rich scarlet hues that pop against the landscape.

Pollination is the process of moving pollen from one flower to another of the same species, which produces fertile seeds. Most flowering plants depend on native bees for pollination. Bees and other animals pollinate one-third of the food we eat – all kinds of fruits, vegetables, grains, nuts and beans. And they provide us with landscapes filled with wonderful wildflowers. Bees are by far the most effective pollinators because they only feed on flowers. Flowers attract and reward bees for their pollination service with sugar-rich nectar to fuel their flight and protein-rich pollen, or bee bread, to feed their young brood.

DEPARTMENT N - CULINARY - FOODS

Superintendent: Carla Andrus (406) 835-3881

Entry: Tuesday, August 26 from 10 a.m. to 8 p.m.

Judging: Wednesday, August 27

SPECIAL AWARDS & SPONSORS:

Adult Division:

Best of Show, Baked Foods - \$25.00 - Terry Johnson & Elaine Husted

(To win: must have entered at least 3 baked items and one must be a yeast exhibit)

Champion Baked Foods - \$10.00 - High Peaks Federal Credit Union

Reserve Champion Baked Foods - \$5.00 - Dennis & Jerry Jo Rehse

Champion Quick Bread - \$10.00 - Jeannette Redfield

Champion Yeast Exhibit - \$10.00 - Mclsaac Appraisals

Champion Honey Exhibit - 5 lbs. Honey - Beaverhead Honey

Champion Pie - \$10.00 - Windmill Livestock, Tom & Sharon Rice

Champion Cookies - \$10.00 - Randy & Helen Tommerup

Champion Cake - \$10.00 - Randy & Helen Tommerup

Champion Candy - \$10.00 - American Legion Auxiliary

Champion Canned Foods - \$10.00 - Dennis & Jerry Jo Rehse

Champion Canned Jam, Jelly or Preserves - \$10.00 - Mary Ann Nicholas

Champion Refrigerator / Freezer Foods - \$10.00 - Richard & Dorothy Wheeler

Champion Dehydrated Food - \$10.00 - Terry Johnson & Elaine Husted; Mike Coleman Construction

Champion Dill Pickles - \$10.00 - Dr. Ron Loge

Champion Other Pickles - \$10.00 - Rod & Judy Siring and Mclsaac Appraisals

Best of Show Canned Foods - \$15.00 - Mclsaac Appraisals (To win: must have entered at least 3 canned items)

Best of Show Canned Jam, Jelly or Preserves - \$15.00 - Mclsaac Appraisals (To win: must have entered at least 3 canned items)

Superintendent's Award - \$15.00 - Mclsaac Appraisals
(To win: must have entered at least 5 culinary items)

Professional Division:

Superintendent's Award Professional - \$15.00 - American Legion Auxiliary

(To win: must have entered at least 5 culinary items)

Best of Show Professional Exhibit - \$15.00 - American Legion Auxiliary

Champion Canned Food - \$15.00 - American Legion Auxiliary

Champion Baked Food - \$15.00 - Beaverhead County Fair

Champion Dehydrated Food - \$15.00 - Beaverhead County Fair

Champion Fridge/Freezer Food - \$15.00 - Beaverhead County Fair

Judge's Choice - \$15.00 - Beaverhead County Fair

Youth Division:

Champion Baked Foods - \$10.00 - Pat Brown

Reserve Champion Baked Foods - \$5.00 - Richard & Dorothy Wheeler

Champion Yeast Exhibit - \$10.00 - Candy Hoerning, Justice of the Peace

Reserve Champion Yeast Exhibit - \$5.00 - Terry Johnson & Elaine Husted

Champion Honey Exhibit - 5 lbs. Honey - Beaverhead Honey

Champion Quick Bread - \$10.00 - Great Harvest Franchising, Inc.

Reserve Champion Quick Bread - \$5.00 - Richard & Dorothy Wheeler

Grand Champion Pie - \$10.00 - Michele Rieber

Reserve Champion Pie - \$5.00 - Randy & Helen Tommerup

Champion Cake - \$10.00 - Mclsaac Appraisals

Reserve Champion Cake - \$5.00 - LS Ready Mix



Champion Cookies - \$10.00 - Mclsaac Appraisals
Reserve Champion Cookies - \$5.00 - Mclsaac Appraisals
Champion Candy - \$10.00 - Richard & Dorothy Wheeler
Reserve Champion Candy - \$5.00 - Richard & Dorothy Wheeler
Champion Canned Foods - \$10.00 - Richard & Dorothy Wheeler
Reserve Champion Canned Foods - \$5.00 - Richard & Dorothy Wheeler
Champion Refrigerator Freezer Foods - \$10.00 - Pat Brown
Reserve Champion Refrigerator Freezer Foods - \$5.00 - Terry Johnson & Elaine Husted
Busy Baker Award - \$15.00 - Michele Rieber
 (To win: must have entered at least 5 culinary items)
Superintendent's Award - \$15.00 - Michelle Rieber
 (To win: must have entered at least 5 culinary items)

Family Fun Division

Champion Family Award - \$25.00 - Mclsaac Appraisals
Reserve Champion Family Award - \$20.00 - Mclsaac Appraisals

Adult Point Prize Awards

Point Prize - Baked Foods

1st Place - \$15.00 - Dr. Ron Loge; Vigilante Electric
2nd Place - \$10.00 - Great Harvest Franchising, Inc.
3rd Place - \$5.00 - Sundowner Motel

Point Prize - Canned Foods

1st Place - \$15.00 - Vigilante Electric Co-op
2nd Place - \$10.00 - Mary Ann Nicholas
3rd Place - \$5.00 - Candy Hoerning, Justice of the Peace

Point Prize - Refrigerator Foods

1st Place - \$15.00 - Dr. Ron Loge
2nd Place - \$10.00 - Terry Johnson & Elaine Husted
3rd Place - \$5.00 - Randy & Helen Tommerup

Point Prizes are awarded based on accumulated points
for ribbons awarded.

Purple=5, Blue=3, Red=2, White=1

Department N - Culinary

General Rules:

1. Limit of one entry per lot for each exhibitor.
2. All containers must be easy to open and reclose for sampling by the judges.
(Ensure that canning rings are not stuck—use twisty ties instead of tape, etc.)
3. Recipe required for Low-sugar, Honey, Gluten-free entries, and anything with artificial sweeteners.
4. Youth must designate age on entry form & tag and add 'Y' to the lot number if 11 years or younger (106Y), or add 'YY' to the lot number if 12 years or older (106YY).
5. Professionals are defined as anyone who is a chef, cooks at a restaurant or catering business, has a Home Economics degree, or sells food that derives 50% or more of their income. Add 'P' to lot number (106P).

Division I – Canned Foods

1. All entries must be prepared by the exhibitor since last year's Fair.
2. Each entry must be labeled with:
 - a. name of food
 - b. date preserved
 - c. method used (water-bath, steam, pressure, etc. — paraffin seal is not acceptable)

Standards for Judging Canned Foods

Appropriate labeling, fullness of jar, uniformity of size & arrangement, condition of product & liquid, color, flavor & aroma.

Fruit

- 101 Apples
- 102 Applesauce
- 103 Apricots
- 104 Cherries
- 105 Peaches
- 106 Pears
- 107 Plums
- 108 Rhubarb
- 109 Berries
- 110 Fruit juice
- 111 Fruit sauce
- 112 Mixed fruit
- 113 Other fruit

Meats

- 114 Fruit mincemeat
- 115 Meat
- 116 Fish
- 117 Poultry
- 118 Other canned meat
- 119 Broth or stock

Vegetables

- 121 Asparagus
- 122 Beans
- 123 Beets
- 124 Carrots
- 125 Corn
- 126 Peas
- 127 Tomatoes
- 128 Stewed Tomatoes
- 129 Tomato Sauce
- 130 Tomato Juice
- 131 Sauerkraut
- 132 Pumpkin or Squash
- 133 Mixed vegetables
- 134 Other vegetables
- 135 Soup or Chili
- 136 Other Sauce (chili, BBQ, etc.)
- 137 Salsa-Tomato
- 138 Salsa-Other
- 139 Salsa-Fruit

Pickles & Relish

- 141 Beet pickles- sliced
- 142 Beet pickles- whole
- 143 Bean pickles
- 144 Zucchini pickles
- 144a Vegetable pickles
- 145 Mixed vegetable pickles
- 146 Cucumber pickles- dill or sour
- 147 Cucumber pickles- sweet
- 148 Bread & Butter pickles
- 149 Tomato pickles
- 150 Crabapple pickles
- 151 Watermelon pickles
- 152 Other pickles
- 153 Chutney
- 154 Beet relish
- 155 Mixed Vegetable relish
- 155a Cucumber relish
- 156 Zucchini relish
- 156a Fruit relish
- 157 Other relish

Jelly consists of firmly jelled translucent fruit juice.

Jams use crushed/chopped fruit and are not as stiff as jelly.

Preserves have firm fruit pieces in jelled syrup.

Conserves are multi-fruit with the addition of optional nuts & raisins.

Fruit Butter consists of pulp cooked until thick.

Jelly

- 161 Apple jelly
- 162 Raspberry jelly
- 163 Gooseberry jelly
- 164 Currant jelly
- 164a Mixed berry jelly
- 165 Other berry jelly
- 166 Vegetable jelly
- 167 Cherry jelly
- 168 Chokecherry jelly
- 169 Grape jelly
- 169a Plum jelly
- 170 Low-sugar jelly
- 171 Other jelly

Jams

- 175 Strawberry jam
- 176 Raspberry jam
- 177 Blueberry jam
- 178 Mixed Berry jam
- 179 Chokecherry jam
- 180 Gooseberry jam
- 181 Apricot jam
- 181a Apricot-Pineapple jam

- 182 Peach jam
- 183 Cherry jam
- 183a Apple jam
- 184 Rhubarb-Strawberry jam
- 185 Rhubarb-other fruit jam
- 186 Plum jam
- 186a Grape jam
- 187 Mixed fruit jam
- 188 Vegetable jam
- 189 Low-sugar jam
- 190 Other jam

Preserves, etc.

- 191 Rhubarb preserves
- 191a Berry preserves
- 192 Low-sugar preserves
- 193 Other preserves
- 194 Marmalade
- 195 Conserves
- 196 Apple Butter
- 197 Other Fruit Butter
- 198 Single Fruit Syrup
- 199 Mixed Fruit Syrup



Division II – Baked Foods

1. No commercially prepared mixes may be used, except in lot #461.
2. Entries to be on small disposable plate, placed inside easy-open plastic bag— however, large entries, such as decorated cakes, may require covered board & plastic wrap.
3. Quantity: $\frac{1}{2}$ loaf of breads, including tea rings, etc. (about 6" of long thin braids, etc.)
4 of cookies, doughnuts, candy, rolls & other small items.
 $\frac{1}{4}$ of pies & cakes— except empty pie shell & decorated cakes.

Standards for Judging Baked Foods

Uniformity and appropriateness of size, shape, color, arrangement, flavor, aroma, moistness, texture, tenderness etc.

Yeast Breads

- 201 White bread
- 202 Whole Wheat bread
- 203 Entirely Whole Wheat bread
- 204 Rye bread
- 205 French bread
- 206 Oatmeal bread
- 207 Batter bread or unkneced
- 208 Swedish tea ring or braids
- 209 Povitica
- 210 Dinner rolls
- 211 Whole Wheat rolls
- 212 Hamburger or Hot Dog buns
- 213 Cinnamon rolls (unfrosted)
- 214 Sticky buns
- 215 Fancy rolls
- 216 Raised Doughnuts (unsugared)
- 217 Bagels
- 218 Bread Sticks
- 219 Pretzels
- 220 Other yeast bread

Quick Breads

- 241 Date bread
- 242 Apple bread
- 243 Banana bread
- 244 Rhubarb bread
- 245 Other fruit bread
- 246 Zucchini-Nut bread
- 247 Zucchini-Fruit-bread
- 248 Zucchini-other bread
- 248a Zucchini only bread
- 249 Pumpkin bread
- 250 Carrot bread
- 251 Crackers
- 251a Cornbread
- 252 Biscuits- plain
- 253 Biscuits- herb, cheese, etc.
- 254 Muffins- plain
- 255 Muffins- fruit, cheese, etc.
- 256 Scones
- 257 Doughnuts (unsugared)
- 258 Other quick bread

Sourdough

- 261 White bread
- 262 Whole Wheat bread
- 263 French bread
- 264 Cake
- 265 Doughnuts
- 266 Biscuits
- 267 Dinner Rolls
- 268 Pancakes
- 269 Other sourdough item

Cookies

- 301 Oatmeal drop cookies
- 302 Chocolate drop cookies
- 303 Molasses cookies
- 304 Rolled sugar cookies
- 305 Other sugar cookies
- 306 Pinwheel cookies
- 307 Ginger cookies
- 308 Filled cookies
- 308a Sandwich cookies
- 309 Peanut Butter cookies
- 310 Ice box cookies
- 311 Fudge or Chocolate Brownies
- 312 Other brownies (blonde, etc.)
- 313 Bar cookies- fruit
- 314 Bar cookies- other
- 315 Spritz cookies
- 316 No-bake cookies
- 316a Rice Krispies Treats
- 317 Shaped or molded cookies
- 318 Tollhouse Chocolate chip
- 319 Other Chocolate chip cookies
- 320 Other chip (mint, cherry, etc.)
- 321 Coconut cookies
- 322 Carrot cookies
- 323 Pumpkin cookies
- 324 Zucchini cookies
- 325 Shortbread cookies
- 326 Biscotti
- 327 Snickerdoodles
- 328 Other cookies



Cakes

- 341 White layer cake- frosted
- 342 Chocolate layer cake- frosted
- 343 Angel Food cake- unfrosted
- 344 Sponge cake- unfrosted
- 345 Chiffon cake- unfrosted
- 346 Pound cake- unfrosted
- 347 Jelly Roll cake
- 348 Carrot cake
- 349 Oatmeal cake
- 350 Spice cake
- 351 Applesauce cake
- 352 Zucchini cake
- 353 Fruitcake
- 354 Sheet cake
- 355 Other cakes
- 356 Cupcakes- unfrosted
- 357 Cupcakes- frosted
- 358 Cupcakes- decorated
- 359 Decorated cake

Honey *(sweetener is 50% honey min.)*

- 401 Honey bread- white
- 402 Honey bread- whole wheat
- 403 Honey Rolls- white
- 404 Honey Rolls- whole wheat
- 405 Honey Quick bread
- 406 Honey Muffins
- 407 Honey Cookies
- 408 Honey Cakes
- 409 Baklava
- 410 Granola (½ pint)
- 411 Other Honey item

Pies

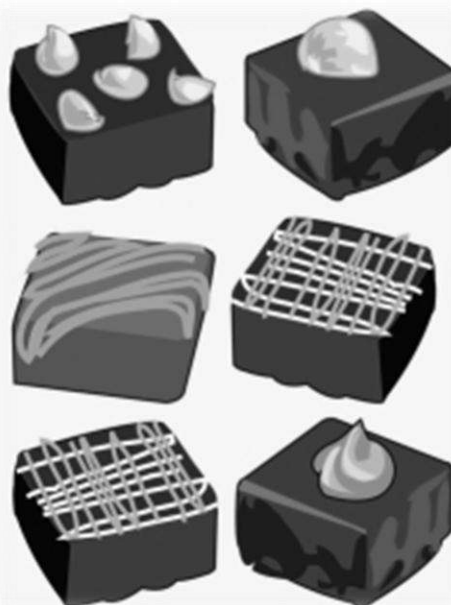
- 421 Apple pie
- 422 Cherry pie
- 423 Peach pie
- 424 Berry pie
- 425 Mincemeat pie
- 426 Rhubarb pie
- 427 Nut pie (pecan, cashew, etc.)
- 428 Other pie
- 429 Unfilled pastry pie shell

Candy

- 441 Fudge
- 442 Divinity
- 443 Peanut Brittle
- 444 Other Nut Brittle
- 445 Nut Clusters or Turtles
- 446 Truffles
- 447 Caramels
- 448 Party Mints
- 449 Chocolates
- 450 Almond Roca
- 451 Other candy

Miscellaneous

- 461 Item using a commercial mix
- 462 Ethnic food
- 463 Baked by men
- 464 Low-sugar baked item
- 465 Gluten-free baked item
- 466 Other miscellaneous item



Division III – Fridge & Freezer Foods

1. Enter pies, cubes of butter, etc. on a small disposable plate, placed inside an easy-open plastic bag.
2. Enter salads, dressings, puddings, jam, etc. in an easy-open ½ pint container.
3. Beverages may be in larger containers, as individually appropriate.

Standards for Judging Fridge & Freezer Foods

Eye appeal, color, texture, flavor & aroma.

Puddings & Similar Desserts

- 501 Custard
- 502 Pudding
- 503 Mousse
- 504 Yogurt-plain
- 505 Yogurt-flavored
- 506 Cheesecake
- 507 Pumpkin Roll
- 508 Cream Puffs or Eclairs (filled)
- 509 Other refrigerated dessert

Pies- Refrigerated (*even if baked*)

- 521 Strawberry pie
- 522 Cream pie
- 523 Chocolate pie
- 524 Lemon Meringue pie
- 525 Chiffon-type pie
- 526 Pumpkin Pie
- 527 Other refrigerated pie

Salads & Miscellaneous

- 541 Coleslaw salad
- 542 Bean salad
- 543 Potato salad
- 544 Pasta salad
- 545 Gelatin salad
- 546 Other salad
- 547 Salad dressing
- 548 Sauce
- 549 Dip
- 550 Butter
- 551 Beverage
- 552 Refrigerator Pickle
- 553 Hors d'oeuvres
- 554 Other refrigerated food

Frozen Foods

- 561 Beans
- 562 Peas
- 563 Corn
- 564 Other vegetable
- 565 Strawberries
- 566 Raspberries
- 567 Peaches
- 568 Other fruit
- 569 Strawberry freezer jam
- 570 Raspberry freezer jam
- 571 Other Berry freezer jam
- 572 Peach freezer jam
- 573 Other fruit freezer jam
- 574 Freezer jelly
- 575 Frozen juice

Frozen Desserts

- 581 Ice Cream
- 582 Frozen Yogurt
- 583 Other frozen dessert

Division IV – Dehydrated Foods

1. Display entries in easy-open, ½ pint containers, or taller if needed for noodles, rolls of leather, etc.
2. Fruit leather may be rolled and placed on a small disposable plate, inside an easy-open plastic bag.

Standards for Judging Dehydrated Foods

Appropriate labeling, fullness of container, uniformity of size & arrangement, condition of product, color, flavor & aroma. Most fruits should be pliable and leathery, except bananas, citrus peel, and coconut which should be crisp. Most vegetables should be crisp except carrots and tomatoes which will be slightly leathery. Jerky should be crackly to leathery.

Fruit

- 601 Apples
- 602 Apricots
- 603 Bananas
- 604 Cherries
- 605 Pears
- 606 Plums
- 607 Peaches
- 608 Other fruits
- 609 Fruit Leather- single fruit
- 610 Fruit Leather- mixed fruits

Vegetables

- 621 Carrots
- 622 Celery
- 623 Corn
- 624 Onions
- 625 Peas
- 626 Peppers
- 627 Potatoes
- 628 Other vegetable

Herbs

- 641 Parsley
- 642 Chives
- 643 Lovage
- 644 Oregano
- 645 Sage
- 646 Other herb
- 647 Mint

Miscellaneous

- 661 Jerky
- 662 Noodles
- 663 Other item
- 664 Dehydrated Display
(5 or more items)



Division V – Family Fun

Standards for Judging

Same as in the respective divisions listed previously.

1. This is for 2 or more family members to compete directly with each other.
2. Family members include parents, children, grandchildren, siblings, aunts, uncles, cousins, steps, etc. Friends do not count as that is what the fair is all about, friends bringing items to the fair.
3. Each family member will make the item using the SAME RECIPE, but NOT the SAME BATCH.
4. You are welcome to make any of the lots listed previously: Canned foods, Baked foods, Fridge & Freezer foods, and Dehydrated foods.
5. Label the tag with F and the lot number. Example: F 309. Note: Youth still add 'Y' to the end of the lot number if 11 years or younger (309Y), or add 'YY' to the end of the lot number if 12 years or older (309YY).
6. Be sure to let the superintendent know that it is part of the Family Fun Division, and it will be kept separate from all the other entries. The superintendent will put a unique mark on all your family's tags so that no one else has their entries judged against your family. If you bring yours to the fair at a different time than another family member, that is okay, as long as the superintendent knows and sets it aside to wait for the other family member's entry.
7. The judge will make the choice between just your family members, so you know who's turned out the best this year.
8. No matter who gets the ribbon, remember you are all to be congratulated because you participated. And think of all that you didn't bring to the fair that you get to eat!

Example: My son, his 2 daughters, and I all want to make brownies and see whom the judge picks as the best. We would each make a batch of brownies using the same recipe. We each bake our own batch, cut them, put them on the plate, and label them. I would label mine F311. My son would do the same and his children would add the Y or YY. When we take in our items, we let the superintendent know that they are all to be judged together so our tags can be given a unique mark to show we are one family.

CREATE ~ A ~ PICTURE CONTEST

Boys and Girls Ages 3-12

Using Crayons, markers, paint, etc., Create a picture using the theme "Favorite Fair Memories." Entries must be submitted to the Arts & Hobbies Building by 8 p.m. Tuesday of Fair. Please fill out a fair tag for your entry. All entries will be on display in the Arts & Hobbies Building during the fair.

AGE DIVISIONS: 3-4, 5-6, 7-8, 9-10, 11-12

PRIZES: 1ST ~ \$10.00 2ND ~ \$5.00 3RD ~ \$3.00

****PRIZES AWARDED IN EACH AGE DIVISION****

This contest is held In Memory of Georgiana & Hans Andersen, sponsored by their families. This was sponsored by Georgiana for years and she always looked forward to seeing the many pictures on display at the fair!



Awards Sponsored
by Keith & Verla
Andersen

Beaverhead County Fair

Open 4D Barrel Race

Wednesday, August 27th

Dillon, MT – Harry Andrus Arena

- \$1,000 ADDED MONEY
- \$500 ADDED MONEY IN THE YOUTH
- 80% PAYOUT
- UBRC SIDEPOTS / NBHA CO-APPROVED



ENTRY FEES

\$50 OPEN

\$37 YOUTH (18 & UNDER)

\$10 PEE WEE (8 & UNDER)

TIME ONLY RUNS \$5 EACH OR 3/\$12

\$10 Arena/Office Fee

PRE-ENTRY REQUIRED

ENTRIES WILL BE TAKEN UP UNTIL THE LAST RUNNER

TIME ONLY RUNS FROM 3:00-5:30 P.M.

YOUTH RUNS START AT 6:30 P.M. – OPEN TO FOLLOW

ONLINE REGISTRATION ONLY: [BCBR.ARENASOFT.APP](https://bcbr.arenasoft.app)

For more information call Crissie Hansen @ (406) 925-2550

SPONSORS

Chris & Kristi Colleran – MT Home Ranch, Beaverhead Motors,
Ramblin' Rose Drill Team, Ted Harrison, Tom Tash DL Ranch, General Welding &
Repair, Flying S Title & Escrow, McLeod Realtors – Gina Ossello, Mountainview
Insurance, A & W of Whitehall, Harrington Pepsi, Turney Repair & Towing, Triple
Crown Feeds, Axmen Feeds, Ross Hansen Ranch, Split Diamond Ranch,
First West Insurance – RJ Fitzgerald

Beaverhead County Fair
Team Roping Classic

Thursday, August 28th

ENTER AT 5:00 P.M. ● ROPE AT 6:00 P.M.

11.5 SLIDE -- STRAIGHT DRAW -- ENTER 4 TIMES -- \$50 PER RUN

Beaverhead County Fairgrounds
Dillon, MT - Harry Andrus Arena

FOR MORE INFORMATION AND ENTRY CALL
Jason Ward at (406) 660-1362

PROUDLY SPONSORED BY



Beaverhead County Fair

Team Break-Away Roping

Beaverhead County Fairgrounds
Dillon, MT - Harry Andrus Arena

Friday, August 29th
8:00 A.M.


Enter at 7:00 A.M. – Rope at 8:00 A.M.

Pick 1 – Draw 1 for \$100

Enter 3x or Draw 6 – 3 Head Average

FOR MORE INFORMATION OR ENTRY CALL
Cole Thoreson at (208) 756-7341


CASH ONLY FOR PAYOUT PURPOSES



BEAVERHEAD COUNTY FAIR
TEAM BRANDING

FRIDAY, AUGUST 29TH
10:00 A.M.

Harry Andrus Arena



(ENTRIES OPEN AT 8:00 A.M. IN COWBOY BOOTH)

4 MAN TEAMS • BIG PAYOUTS

For more information or to pre-enter contact:
Jill Anderson at 406.490.3263

CASH ENTRIES ONLY FOR PAYOUT PURPOSES

PROUDLY SPONSORED BY



BEAVERHEAD COUNTY FAIR

RANCH RODEO

FRIDAY, AUGUST 29TH

5:00 P.M.

BEAVERHEAD CO. FAIRGROUNDS - DILLON, MT

**FREE
ADMISSION
WITH FAIR
ENTRY BAND**



**TO ENTER CONTACT:
JOHN WARD
(406) 925-1173**

**Entries open August 15th
at 7:00 a.m.
NO EARLY ENTRIES**



BEAVERHEAD COUNTY FAIR

TRUMAN McCANDLESS SATURDAY ARENA EVENTS

Saturday, August 30th

Start Times: 8:00 a.m. (Rodeo Events) 9:00 a.m. (Mutton Bustin' & Steer Riding)

Jill Anderson, Arena Secretary

Questions, please contact: 406.490.3263

**OPEN TO CURRENT RESIDENTS OF BEAVERHEAD AND MADISON
COUNTIES AND FAMILIES ELIGIBLE FOR MELROSE 4-H CLUBS.**

ENTRY DEADLINE: THURSDAY, AUGUST 28th BY 5:00 P.M.

AGE DIVISIONS: Refer to these ages for all races as of day of event.

PEE WEE: 4-7 years of age – All contestants must handle their own horse. No leading will be allowed.

SUPER STARTER: 8-10 years of age

JUNIOR: 11-13 years of age

SENIOR: 14-18 years of age



PRIZE MONEY & POINTS: 5% will be taken off top of all events for expenses.

20 or less entrants:

1st place - Purse, 40% of entry fee & 6 points

2nd place - 30% of entry fee and 5 points

3rd place - 20% of entry fee and 4 points

4th place - 10% of entry fee and 3 points

Over 20 entrants:

1st place - Purse, 29% of entry fee & 6 points

2nd place - 24% of entry fee and 5 points

3rd place - 19% of entry fee and 4 points

4th place - 14% of entry fee and 3 points

5th place - 9% of entry fee and 2 points

6th place - 5% of entry fee and 1 point

ANDRUS MEMORIAL ALL-AROUND BUCKLES

The top point winner in each division will be awarded a buckle. Calf Riding and Mutton Bustin' do not count toward all-around award points. Award buckles are sponsored in part by the Andrus Family in loving memory of their parents Harry & Helen Andrus and their father's lifelong involvement in the Beaverhead County Fair and his role in starting the Saturday Arena Events.

Event Guidelines & Rules

- 1. Rodeo events will start promptly at 8:00 a.m.**
- 2. Mutton Bustin' and Steer Riding will start at approximately 9:00 a.m. Please report to chute side of arena by 8:30 a.m.**
- 3. No lead lines in any division. Contestants must be able to control their own horse!!**
- 4. Cowboy Hats or Helmets, Long Sleeved Shirts, and Boots required for all events.**
- 5. Contestants must be in warm-up area prior to event. Name will be called 3 times and then disqualified.**
- 6. Mutton Bustin' and Steer Riding participants are required to wear a helmet and vest.**
- 7. Entries are limited to 1 entry per person per event. If entrant does not wish to compete in his/her age group, he/she can move up in a division.**

ENTRY FORM - SATURDAY ARENA EVENTS

ENTRY DEADLINE: THURSDAY, AUGUST 28th BY 5:00 P.M.

***Contestants must be current residents of Beaverhead or Madison Counties or eligible for Melrose 4-H Clubs. Thanks for your cooperation!**

***No LEAD LINES. All contestants must be able to control their own horse. Thanks for your cooperation! Please select your entries below by checking the box of the event(s) you wish to enter.**

BARREL RACING

- ☐ **Pee Wee:** Entry fee \$5.00 (NO LEAD LINE)
☐ **SS:** Entry fee \$5.00
☐ **Junior:** Entry fee \$5.00
☐ **Senior:** Entry fee \$10.00

POLE BENDING

- ☐ **Pee Wee:** Entry fee \$5.00 (NO LEAD LINE)
☐ **SS:** Entry fee \$5.00
☐ **Junior:** Entry fee \$5.00
☐ **Senior:** Entry fee \$10.00

BREAK-AWAY ROPING

One minute time limit.

- ☐ **Junior:** Entry fee \$5.00
☐ **Senior:** Entry fee \$10.00

MUTTON BUSTIN': Open to 4-9 year olds with a weight restriction of no more than 55 lbs. Ride is timed for 6 seconds. All riders are required to wear a helmet and vest. NO EXCEPTIONS! Participation does not count toward AA Awards, Prize Money, or Points.

- ☐ Ages 4-9 and under 55 lbs. Entry fee \$10.00

KEYHOLE RACE

- ☐ **Pee Wee:** Entry fee \$5.00 (NO LEAD LINE)
☐ **SS:** Entry fee \$5.00
☐ **Junior:** Entry fee \$5.00
☐ **Senior:** Entry fee \$10.00

STAKE RACE

- ☐ **Pee Wee:** Entry fee \$5.00 (NO LEAD LINE)
☐ **SS:** Entry fee \$5.00
☐ **Junior:** Entry fee \$5.00
☐ **Senior:** Entry fee \$10.00

CALF RIDING: All riders are required to wear a helmet and vest. NO EXCEPTIONS! Participation does not count toward AA Awards, Prize Money, or Points.

- ☐ Ages 9-11 Entry fee \$10.00
☐ Ages 12-15 Entry fee \$10.00

Entry Registration:

Send a picture of entry form via text to 406-925-3645

OR

Bring to the Fair Office by Thursday @ 5 p.m. the week of fair

OR

E-Mail to keeleyfitz@hotmail.com

Contestant Name:

Age (As of day of event):

Address:

City:

Zip Code:

County of Residence:

Phone Number:

Parent Guardian Signature:

Total Entry Fees:

\$

2025 SPONSORS

SATURDAY ARENA EVENTS

BARREL RACING

Pee Wee	\$15.00 Purse sponsored by Blacktail Services Inc., Rick Smith
SS	\$15.00 Purse sponsored by H & R Block
Junior	\$15.00 Purse sponsored by Ed & Barb Malesich
Senior	\$15.00 Purse sponsored by Ed & Barb Malesich

POLE BENDING

Pee Wee	\$15.00 Purse sponsored by Rouse Masonry Construction
SS	\$15.00 Purse sponsored by The Wisdom Cabin
Junior	\$15.00 Purse sponsored by Rod & Judy Siring
Senior	\$15.00 Purse sponsored by Garrison Ranches, Inc.

KEYHOLE RACE

Pee Wee	\$15.00 Purse sponsored by H & R Block
SS	\$15.00 Purse sponsored by Raffety Quarter Horses, Mark & Bobbie Raffety
Junior	\$15.00 Purse sponsored by The Wisdom Cabin
Senior	\$15.00 Purse sponsored by Womack's Printing

STAKE RACE

Pee Wee	\$15.00 Purse sponsored by Brooke Erb in Memory of Bev Rehm
SS	\$15.00 Purse sponsored by Beaverhead Republican Party
Junior	\$15.00 Purse sponsored by Truman McCandless Family
Senior	\$15.00 Purse sponsored by Ed & Barb Malesich

BREAK-AWAY ROPING

Junior	\$15.00 Purse sponsored by W. R. Cleverley Farm & Ranch
Senior	\$15.00 Purse sponsored by Hansen Livestock Company

STEER RIDING

Ages 9-11	Buckle sponsored by RJ Fitzgerald - First West Insurance
Ages 12-15	Buckle sponsored by Giem Angus & Lakeland Feed

MUTTON BUSTIN'

Ages 4-9	Buckle sponsored by Rod & Judy Siring in Memory of Mike Rice
----------	--

ALL-AROUND BUCKLE SPONSORS

Pee Wee Division	- Sponsored by Andrus Family and Dennis and Jerry Jo Rehse
Super Starter Division	- Sponsored by Andrus Family and Andy & Peri Suenram
Junior Division	- Sponsored by Andrus Family and H & R Block
Senior Division	- Sponsored by Andrus Family and The Wisdom Cabin






DON'T DRINK AND
DRIVE. PERIOD.

2024 Beaverhead County Fair

4-H & FFA Market Livestock Sale Buyers


101 Ag Services
18 Land and Cattle
747 General Contracting
Allen Landscaping & Nursery
Anderson Fencing
Arcadia Ag
Bank of Commerce
Bar 1 Wellness
Bar Double T Ranch
BAR MC Livestock
Barrett Hospital & Healthcare
Barrett Hospital & Healthcare
Physicians
Barretts Minerals
Beaverhead Home & Ranch,
Chance Bernal
Beaverhead Meats
Beaverhead Motors & Beaverhead
Motor Sports
Ben & Cassie Raffety
Benson Land & Livestock
Betty Tinsley
Big Hole Fuel Services
Big Tyme Sportswear
Brenda Womack
Browne's Bridge Vet Services
Buzz Warner


Carquest
Centennial Livestock
Cherry Ellis
Chokecherry Cattle Co. – Jim &
Cheyenne Garrison
Circle 3 Ranch
Colleen Peterson
Craig Hansen Ranches
Croy Construction
Debbie Creger
Deere Creek Excavation
Dillon Jaycees
Dillon Livestock Auction
Dillon Ranch Rodeo
Dillon Small Animal Clinic
Double U Land – Eric Wendland
East Bench Grain
Edward Jones – Trent Cottom
El Taco Grande & Subway in
Salmon, ID
Elevation Agronomy
Erb, Collin & Chelsea
Farm Bureau Insurance
Fran & George Schisler
Frontline Ag
Garrison Ranches - Bill & Floydena
Garrison



Hagenbarth Management
Harrison Ranch
Hillcrest Bank
Jackie Sutton
Jeanne Gunderson
Jerry Wessels Tire Center – Les
Schwab
JGN Law Office
Jim Carpita
Jules Marchesseault Ranch Inc
Kathi Holt
Kemph, Bill and Mary
Kristen Bailey
L & S Meats
Lazy K Cattle
Liz Jones
Matador Ranch & Cattle
Montana Cabinet Works
Monte Henderson
Mountain View Insurance
Mountainview Veterinary Service,
PC – Doug & Ellie Reedy
Murdoch's Ranch & Supply
Osburn Fence & Fabrication LLC
Papa T's
Pioneer Federal Savings & Loan
Pivots Plus
Probst Ranch – Riley Probst

RTKC Ranch
Rocky Mountain Supply
Rorabaugh, Jason
Rowe Excavation
Rocky Mountain Supply
Safeway of Dillon
Schuett Farms
Shepherd's Garage
Silo Meats
Sitz Angus Ranch & Livestock – Jim
& Tammi Sitz
Sky Jones
Sloan, Mark and Sandi
Smith 6-S Livestock
Southwest MT Vet Services
Suenram, Andy & Peri
Tamcke Livestock
Tash Livestock
Tash & Roscoe Haying Company
Taylor Realty – Vana Taylor
Town & Country Foods
Trapper Creek Ranch
Trent Gibson
Turney Repair & Towing
West Electric
Western Meat Block – Chad
Carpenter



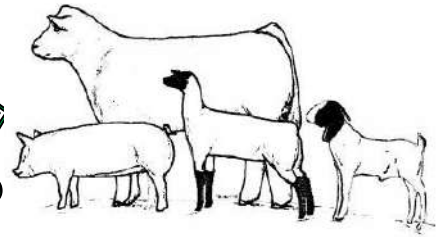


THANKS TO OUR

2024 4-H AND

FFA LIVESTOCK

BUYERS!



Join us!


2025 4-H and FFA
Market Livestock Sale



Saturday, August 30th

Buyer's BBQ @ 11:30 a.m.

Sale @ 1:30 p.m.



OPEN CLASS ENTRY BLANK

Beaverhead County Fair

I, Beaverhead County Fair Board or County Commissioners: Please accept the entries indicated below, subject to the rules and regulations governing the exhibits as found in the Fair Book for the current year. I state that all statements made in connection with said entries are true. I hereby release the Beaverhead County Fair from any liability or loss, damage or injury to livestock or other property while said property is on the Fairgrounds.

Name (please print): _____

Mailing Address:

City: _____ Zip: _____

Phone: _____ E-Mail: _____

Circle One: **Open** **Open Youth (Age_____)**

[illegible]

4-H & FFA YOUTH DIVISION

Rules & Regulations

All 4-H & FFA Members: Your Beaverhead County Fair check for awards MUST be cashed by February 1st to be accepted at the bank. PLEASE DO NOT HOLD!

1. Rights are reserved by the Board to formulate and announce new rules to meet emergencies that may arise during the Fair and to adjudicate all matters arising from the Fair.
2. The Fair Management reserves the right to exclude from the fairgrounds any person or persons whom it may deem undesirable, or who shall violate any of the rules laid down by the management or who shall otherwise become offensive.
3. Every animal and article upon the ground shall be under the control of the Fair Board, but while every precaution will be taken for the safekeeping of the same, neither the Fair Board, nor any of its officers nor agents will be responsible in any case for any loss or accident which may occur.
4. The management reserves the right to amend or add to these rules as they in their judgment may deem advisable. In the event of conflict between general and special rules, the latter shall govern.
5. 4-H age regulations are determined by age as of October 1 of the previous year, as follow: Superstarter, ages 8-10, must turn 9 by end of current 4-H year (Sept 30); Junior Division, ages 11-13; and Senior Division, 14 years or older.
6. All 4-H, FFA and FHA members in Beaverhead County may compete in the Youth Open Class Division, including groups of these members. 4-H projects cannot be entered in the open division. The exhibit must be made, owned, or raised by the exhibitor, with the exception of horses. Open division rules then apply.
7. **ALL FAIR ENTRIES (livestock & 4-H building) must be pre-registered by August 10th of 2025. All entries must be completed through FairEntry the new online platform for Beaverhead County at <https://faireentry.com/>. For questions please reach out to the Extension Office.**
8. No premium money will be paid to any 4-H member until his/her project has been completed and his/her record book has been received at the Extension Office by October 1 of the current year.
9. All exhibits in the Youth Division will be judged on the Danish system of placing. All ribbon points will be as high bracket exhibits.

Ribbon Points Awarded	Purple	Blue	Red	White
High Bracket Exhibits	8	6	4	2

10. Any exhibits failing to meet the requirements will not be judged or allowed to compete for awards. No exhibitors may receive more than two awards in any one lot.
11. The interview process is part of ALL 4-H exhibits except for Market Animals. You do not receive a separate ribbon for the interview. Any exhibitor who missed an interview will not qualify for a purple ribbon or special award on an exhibit. An unexcused exhibitor can only receive a red or white ribbon on an exhibit.
12. Livestock members will be required to wear a long sleeved, collared white shirt (no t-shirts, sleeveless or cropped shirts), tie or bolo (no bandanas) and black pants (no stonewashed or holes in jeans). Cowboy hats are optional, no ball caps allowed. Open-toed shoes will not be allowed. 4-H members interviewing in the 4-H building are required to wear a long or short sleeved collared white shirt (no t-shirts or sleeveless shirts or cropped shirts), tie or bolo (no bandanas), and black pants or skirt.

Beaverhead County 4-H/FFA Livestock Policy Revised: May 2025

- 1) All livestock projects are required to be conducted under the guidelines set by the state. The following livestock policies serve only to clarify state policy or provide specific directions for Beaverhead County 4-H/FFA Livestock activities.
- 2) Montana 4-H and FFA are dedicated to the responsible care of animals and to the production of safe and wholesome food. 4-H and FFA are dedicated to the proper care of livestock because keeping animals healthy, strong, and free of stress and injury is in our economic interest. Abuse and neglect of animals is irrational, counter-productive, and goes against scientific animal husbandry.
- 3) All 4-H/FFA members (and a parent or guardian) enrolled in any livestock project, including breeding, must become certified through Animal Quality Assurance (AQA) training at least once as a junior 4-H member and recertify once as a senior 4-H/FFA member. All new 4-H and FFA members are required to complete an AQA training workshop in their first year of the project.
- 4) 4-H and FFA members who choose animal projects are provided with information that helps them learn and use accepted standard and practice for scientific animal husbandry.
- 5) Youth must be between the ages of 8-18 on or before October 1st of the current 4-H year; a participant may be 19 but must still be enrolled in high school; and be enrolled in 4-H; or be an enrolled FFA member.

Initial Weigh In

- 6) An exhibitor may take a companion animal, but the companion must be owned by the exhibitor or his/her immediate family. The animal cannot be shared among different families. 4-H/FFA market animals must be weighed in and tagged at the advertised location and date to qualify to compete for any carcass award or merit program. Animals can still be weighed and tagged privately, but the tag numbers and a photo of the animal with the provided tag must be submitted prior to the county weigh-in date. Proof of ownership for all market animals will be required on this date.
- 7) Initial weigh-in for market beef will be determined by the Livestock Committee at their November meeting. Market beef will be tagged at this time. Any spare market beef will also be weighed and tagged at this time. This will be the **ONLY** weigh-in for market beef unless arrangements have been made with the barn superintendent or county agent prior to the end of weigh-in day. **ALL BEEF PROJECTS MUST BE HALTER BROKE AT WEIGH IN.** If the animal is not halter broke, they must be tagged at home.
- 8) Initial weigh-in for market swine, lamb, and goat projects will be determined by the Livestock Committee at their November meeting. Market swine, lambs, and goats will be tagged at this time. Any spare market swine, lambs, and goats will also be weighed and tagged at this time. This will be the **ONLY** weigh-in for market swine, lambs, and goats unless arrangements have been made with the barn superintendent or county agent prior to the end of weigh-in day.
- 9) All male species of market livestock must be castrated and healed by initial weigh-in. In the

event of a retained testicle, exhibitors have until July 1 of the Fair year to remove the testicle. Spayed heifers being used as a market animal need to have proof of spaying (ear tag or paperwork) by initial species weigh-in.

10) All breeding projects will have their tag numbers and/or tattoos as well as a front, rear and side picture recorded and filed at the Extension office by the species weigh in date.

11) Cows shown in the cow/calf project must have been previously enrolled as a heifer breeding project. Both cow and calf must be handled by 4-H/FFA members in the show ring. Cow tattoo and/or tag number must be submitted to the Extension Office by weigh in. The barn superintendent or county agent will check for valid identification at the fair. All livestock must be tagged with 4-H/FFA tags by fair weigh in.

12) Exhibitors will need to designate whether they will be showing under 4-H or FFA at initial weigh-in of the project.

13) Birthdate Requirements: Market Beef: After January 1st , 2024 Market Swine: After January 1st, 2025 Market Lambs: After January 1st, 2025 Market Goats: After January 1st, 2025 Fair Weigh in and Sale

14) Scale will be zeroed out after each weigh-in and light animals will get one automatic re-weigh.

15) A Vet will be on the premises during weigh-in to do a health inspection and soundness check. The vet, county agent, and/or livestock committee chairman have the authority to remove an animal from the fairgrounds for safety or biosecurity reasons.

16) Any carcass suspected of being tampered with or suspected of containing drugs will be detained until the investigation is complete. If the carcass is condemned for any reason, it shall be grounds for disqualification in the on-foot and carcass division of the show. All premiums and sale money shall be forfeited, and the loss of the animal be incurred by the exhibitor.

17) It will be mandatory that the market beef be haltered led onto the scale by the 4H/FFA 3 member at the fair weigh in. At any time during the fair, if there are any safety concerns or issues, the barn superintendent or county agent will immediately address the situation. If an animal is dismissed at weigh in, the member has the option to replace it with his/her spare.

18) Exhibitors may sell one animal at the Youth Livestock Auction. If an exhibitor wins the grand or reserve champion, they must sell their grand or reserve champion.

19) A Sales Commission will be charged to each livestock animal sold at the Youth Livestock Auction. Fair Improvements 1% Breeding Premium .5% Reserve Account .5% Buyers Barbeque \$10 Fair Costs 1% Premium Fund 1% Total: \$20 + 4% of sale price

20) Market animals that do not make weight will have the option to be entered into the feeder class. Minimum weight on market beef 1,000# Minimum weight on miniature beef 500# Minimum weight on hogs 215# Minimum weight on lambs 100# Minimum weight on goats 50# Sale weight caps: Animals exceeding these weights will be sold at the maximum weight not their live weight. Market Beef: 1,350# Miniature Beef: 950# Market Swine: 285# Market Lambs: 150# Market Goats:90#

21) Thank you notes must be turned into the extension office by October 1st of the fair year. No exhibitor will be issued a livestock check unless there is verification of a thank you letter (note) by October 1st. Written thank you notes to livestock buyers are mandatory. Members must drop off thank you notes at the Extension office when complete. The Extension office will be responsible for mailing them. Fitting and Care at The Fair

22) Exhibitors will put out clean bedding between 6-9 am each morning. Animals and areas must be checked several times a day. Keep all manure picked up throughout the day. This MUST be done by the exhibitor or other youth. Adults are not permitted to clean pens during the fair. 4

23) Feed and water in the morning and evening. Water more frequently in hot weather. No feed pans or buckets are to be left in front of cattle. Feeding and watering must be done between 6-9 in the morning and between 4-7 in the evening.

24) All hay must be Noxious Weed Seed Free Certified (NWSFF).

25) 4-H/FFA exhibitors are expected to care for and be actively involved in the care and fitting of their animals. The 4-H/FFA exhibitor must do the majority of the work with minimal adult support. Adults may offer verbal guidance, but all hands-on help must come from another 4-H/FFA member. The 4-H/FFA exhibitor must be present while fitting is being done. This is at the discretion of the barn superintendent or county agent. (The barn superintendent, ag teacher, or county agent may ask the adult or other 4-H member to step away until the child returns.)

26) The showing of unethically fitted animals is prohibited. The use of diuretics, unapproved growth stimulants or other unapproved medication, or showing animals that have not been properly withdrawn from approved drugs is prohibited. The use of any drugs not approved by the FDA for market animal or specific species animal use is prohibited.

27) No change in the major color pattern of any animal by painting or dyeing will be allowed. Only neutral coloring may be used.

28) Cattle will be tied with a neck rope and halter at all times when unattended.

29) Horses are not allowed in the area between the sheep barn and the commercial exhibit buildings.

30) Keep aisles clean of manure, bedding, feeding pans, trimming chutes, chairs, tack boxes, etc. Make it very accessible to the public. Aisles will need to be raked several times daily.

31) Each club will be responsible for cleaning the outside of the barns and entry areas for one day during the fair. Show Rules

32) No dogs will be allowed in the barns or around the show ring the day of the show.

33) Upon entrance to the show ring, only exhibitors, judges, and ring stewards are allowed in the ring. The only persons authorized to handle animals in the ring are the exhibitor, ring steward, and judge; any animal handled by anyone else will be disqualified from that class.

- 34) Any animal (beef, swine, sheep and/or goat) may be dismissed from the show ring or 5 confined to an area due to any disruptive behavior during the fair. This is done at the discretion of the livestock barn superintendent or the county agent.
- 35) Dress code: 4-H showmen are to wear long-sleeved, collared, white button-up shirts, clean black pants or jeans, a black western necktie and closed-toe leather shoes or boots. Cowboy hats for beef showmen are optional. FFA showmen are to wear official dress.
- 36) White ribbon animals and feeder animals may be sold by private treaty.
- 37) Members need not bring their animal(s) to the fair or sell their animal(s) at the livestock auction to complete the project. However, once the sale order is printed, the animal(s) must go through the livestock auction at the fair.
- 38) In Round Robin Showmanship, the winner of two or more classes will enter in each class they qualify in. The showman must have placed in 1st or 2nd place in a species in order to compete in the Round Robin. The Showman will show the animal they placed in Showmanship within the Round Robin. The barn superintendent or county agent will review the animals returning to Round Robin and determine if a substitution is needed based on safety precautions. If a member wins in multiple species, they will have to choose which species they will represent, and the 3rd place winner(s) will be pulled in to fill the open spots in the contest. Clean Up and Check Out
- 39) All companion market animals must be removed by 8 p.m. Saturday unless arrangements have been made prior to the fair.
- 40) Livestock members must be present on Sunday morning by 8 a.m. to clean pens and livestock barns.
- 41) All participants are required to check out with the barn superintendent.
- 42) All livestock pens must be cleaned (4-H and Open) by 9 a.m. on Sunday.
- 43) Market beef, market sheep, market goat and market hog members are responsible for cleaning the beef, sheep, and hog barns.
- 44) Breeding sheep and breeding beef will be released at 7 p.m. on Saturday or at 8 a.m. on Sunday.
- 45) Breeding pens in the breeding barn must be cleaned before you can check out.

Grievances, Violations, and Policy Suggestions

- 46) Livestock Grievance Committee- In the instance that an exhibitor has a livestock problem or conflict and would like to file a grievance, they start the grievance procedure by approaching a barn superintendent of the species in question. The grievance procedure may only be initiated by the exhibitor; not a parent or a 4-H Leader. Then the barn superintendent will form a grievance committee. The grievance committee for each barn will consist of the two superintendents from the respective barn plus one barn superintendent from each barn, the county agent and/or ag teacher, and the livestock committee chairperson.

47) The above duties can only be excused if discussed with the superintendent in advance. Failure to follow the above policy will result in the following: a) A verbal warning b) Forfeiture of all premium monies c) Inability to sell at the current fair and not being allowed to exhibit livestock the following year.

48) In the case that the state or county policy is not followed, the 4-H/FFA member in violation is then ineligible to continue in the project in which the infraction occurred.

49) Rule/Policy Changes- Each October rule change proposals will be accepted either in writing or in person. The proposals will be discussed and voted on at the next livestock meeting.

*Denotes state rules.

Policy Acknowledgement I _____ have read and understand the Beaverhead County 4-H/FFA Livestock Policy or sought clarification from my county agent or FFA advisor. I will abide by the policy and understand the consequences of violating the rules stated therein.

4-H/FFA Member Printed Name _____

4-H/ FFA Member Signature _____

Parent Name _____

Parent Signature _____

Date _____

Upload a copy or photo of this page to fair entry

Division I - Animal Science

CLASS 1 – BREEDING BEEF

Superintendents: Ryan Hughes (406) 683-4111

✂ Interview required for breeding projects. Sign up for interviews with the superintendent.

✂ Youth will not be allowed to enter the same breeding animal in both 4-H and open classes.

BEEF BREEDING AWARDS

All Banners sponsored by Big Tyme Sportswear and Design

Grand Champion Breeding Female - Buckle, Banner & \$50.00 sponsored by Bank of Commerce & The Wisdom Cabin

Grand Champion Breeding Male - Buckle, Banner & \$50.00 sponsored by Tom Scott, Attorney & Mardel Scott, Accountant

Reserve Champion Breeding Female - Buckle, Banner & \$35.00 sponsored by Murdoch's Ranch & Home Supply

Reserve Champion Breeding Male - Buckle, Banner & \$35.00 sponsored by Split Diamond Ranch, Steve & Hans Buckner

Champion Female Breeding Commercial - \$20.00 sponsored by Veterinary Hospital of Dillon

Champion Female Breeding Hereford - \$20.00 sponsored by Veterinary Hospital of Dillon

Champion Male Breeding Hereford - \$15.00 sponsored by Scoular Grain, Silver Bow

Champion Female Breeding Angus - \$15.00 sponsored by Murdoch's Ranch & Home Supply

Champion Male Breeding Angus - \$15.00 sponsored by Mike Coleman Construction, Inc.

Champion Female Breeding Crossbred - \$15.00 sponsored by Split Diamond Ranch, Steve & Hans Buckner

Champion Male Breeding Shorthorn - \$15.00 sponsored by Turner Ranch Properties

Champion Female Breeding Exotic - \$15.00 sponsored by Split Diamond Ranch, Steve & Hans Buckner

Champion Male Breeding Exotic - \$15.00 sponsored by Split Diamond Ranch, Steve & Hans Buckner

✂ The Montana Hereford Association will award a Hereford Belt Buckle to a county or multi-county **Supreme Champion Female** or equivalent (i.e., over all breed and ages showing) if documented as being a purebred Hereford.

✂ The Montana Hereford Association will award a Certificated of Achievement to a county or multi-county **Champion Hereford Steer or Female** if documented as being Hereford.

✂ **Champion Black Angus Breeding Project (cow/calf pairs, yearling bred heifers, heifer calves, bulls)** Jacket sponsored by Montana Angus Association ***MUST HAVE WON HIS/HER CLASS & COMPETED AGAINST 3 OTHER BREEDS***

✂ **Outstanding Junior Exhibitor; Black Angus heifer, cow or cow/calf pair** - Angus Belt Buckle sponsored by Montana Angus Auxiliary

✂ **Grand Champion or Reserve Champion Red Angus Female** must be progeny of a registered dam or sire and be at least 50% Red Angus – Montana Silversmith's Belt Buckle sponsored by Montana Red Angus

✂ **Grand Champion Breeding Female** (if identified as being part Simmental on stall card) - Jacket sponsored by Montana Simmental Association

✂ **Grand Champion Breeding Male or Female** (if animal is 1/2 or more Limousin and registered with the North American Limousin Foundation) - Buckle

The Montana Gelbvieh Association will pay \$10.00 to any exhibitor who receives a blue ribbon on their Gelbvieh or Gelbvieh-Cross animal. Grand Champion animals, when competing in a minimum group of five, will receive \$25.00.

BEEF BREEDING STOCK

Females

	Hereford	Angus	Shorthorn	Crossbred	Exotic
Spring Heifer (calved after March 4, 2023)	01	21	41	61	81
Jr. Heifer (calved January 1 - February 28, 2023)	02	22	42	62	82
Winter Heifer (calved November 1 - December 31, 2022)	03	23	43	63	83
Sr. Heifer (calved September 1 - October 31, 2022)	04	24	44	64	84
Summer Yearling (calved July 1 - August 31, 2022)	05	25	45	65	85
Late Spring Yearling (calved May 1 - June 30, 2022)	06	26	46	66	86
Early Spring Yearling (calved March 1 - April 30, 2022)	07	27	47	67	87
Jr. Yearling (calved January 1 - February 28, 2022)	08	28	48	68	88
Sr. Yearling (calved September 1 - December 31, 2021)	09	29	49	69	89
Two-Year-Old (calved January 1 - June 30, 2021)	10	30	50	70	90
Mature Cow	11	31	51	71	91

Bulls

	Hereford	Angus	Shorthorn	Crossbred	Exotic
Spring Bull (calved after March 1, 2025)	101	121	141	161	181
Jr. Bull (calved January 1 - February 28, 2025)	102	122	142	162	182
Winter Bull (calved November 1 - December 31, 2024)	103	123	143	163	183
Sr. Bull (calved September 1 - October 31, 2024)	104	124	144	164	184
Summer Yearling (calved July 1 - August 31, 2024)	105	125	145	165	185
Late Spring Yearling (calved May 1 - June 30, 2024)	106	126	146	166	186
Early Spring Yearling (calved March 1 - April 30, 2024)	107	127	147	167	187
Jr. Yearling (calved January 1 - February 28, 2024)	108	128	148	168	188
Sr. Yearling (calved July 1 - December 31, 2023)	109	129	149	169	189
Two-Year-Old (calved January 1 - June 30, 2023)	110	130	150	170	190
Mature Bull	111	131	151	171	191

OTHER BREEDING CLASSES

200 Group of two bulls - bred and owned by breeder	206	Pair of Calves - either sex or mixed sex
201 Super Cow Class - two offspring of either-or same sex	207	Two-Year-Old Cow & Calf
202 Get-of-Sire - 4 animals, by one sire, any age, either or both sex	208	Mature Cow & Calf
203 Best Six Head - owned or co-owned by exhibitor	209	Feeder Calf (200-400 pounds)
204 Pair of Yearling - either sex or mixed sex	210	Feeder Calf (401-675 pounds)
205 Baby Calves		

SHOWMANSHIP BREEDING AND/OR MARKET

215	Sr. Showmanship
216	Jr. Showmanship
217	SS Showmanship

EDUCATIONAL SIGN

218	Beef Educational Sign
-----	-----------------------

All members must be in official dress to be in market and showmanship contests. The superintendent reserves the right to deny members in the show ring that are not in official dress. Official dress is white, long sleeved, collared shirt or blouse, tie or bolo (no bandanas), black pants. Hats are optional and open toed shoes are not allowed.

CLASS 1 - MARKET BEEF

Superintendent: Jacob Smith (406) 835-3451

↳ Project manuals do not come to the Fair.

↳ Dress Code required for showing animals (Rule #10)

MARKET BEEF AWARDS

All Banners sponsored by Big Tyme Sportswear and Design

Live Champion Market Beef – Buckle & Banner sponsored by Beaverhead County Cattlewomen
& \$75 sponsored by Nye Insurance Agency

Live Reserve Champion Market Beef – Buckle & Banner sponsored by Elks Lodge #1554
& \$25 sponsored by Nye Insurance Agency

Showman Awards (breeding &/or market)

All Banners sponsored by Big Tyme Sportswear and Design

Beef Grand Champion Showman, Sr. – Banner & \$25 sponsored by Glem Angus

Beef Reserve Champion Showman, Sr. – Banner & \$15 sponsored by The Wisdom Cabin

Beef Grand Champion Showman, Jr. – Banner & \$25 sponsored by Sitz Angus Ranch, Jim & Tammi Sitz

Beef Reserve Champion Showman, Jr. – Banner & \$15 sponsored by T & L Holland Livestock, Torrey & Lisa Holland

Beef Grand Champion Showman, SS – Banner & \$25 sponsored by Lakeland Feed

Beef Reserve Champion Showman, SS – Banner & \$15 sponsored by T & L Holland Livestock, Torrey & Lisa Holland

Hard Luck Beef Showman - \$30 sponsored by Tracy & Sharon Sawyer

The Montana Hereford Association will award a Hereford Windbreaker Jacket to a county or multi-county **Grand Champion Steer** of the live show if properly documented as a Hereford.

Grand Champion Steer, if animal is identified on stall card as being part Simmental - Jacket sponsored by Montana Simmental Association

Grand Champion or Reserve Champion Red Angus Steer must be progeny of a registered dam or sire and be at least 50% Red Angus – Montana Silversmith's Belt Buckle sponsored by Montana Red Angus

Grand Champion Steer, if 3/8 Limousin - Buckle sponsored by NA Limousin Foundation

Reserve Champion Steer, if 3/8 Limousin - \$25.00 sponsored by NA Limousin Foundation

Grand Champion Steer, if 1/2 Tarentaise - \$50.00 sponsored by MT Tarentaise Association

Reserve Champion Steer, if 1/2 Tarentaise - \$25.00 sponsored by MT Tarentaise Association

The Montana Gelbvieh Association will pay \$10.00 to any exhibitor who receives a blue ribbon on their Gelbvieh or Gelbvieh-Cross animal. Grand Champion animals, when competing in a minimum group of five, will receive \$25.00.

MARKET BEEF

↳ Bill of Sale for Beef must be brought to weigh-in on Wednesday.

↳ Read Rules & Regulations for Agricultural Exhibits

↳ Open to any breed, entries limited to finished steers or spayed heifers. Animals must have been owned and under the care of the exhibitor since February 1 of the current year.

↳ No milk in any form shall have been fed the animals for 90 days prior to showing.

↳ Judges are instructed to keep approved beef types and structure in mind; however, priority consideration should be placed on relative carcass with emphasis on meatiness. A one-tenth inch of fat cover for 100 pounds carcass weight is considered to be ideal.

↳ Beef must be 1000 pounds to sell. All beef weighing over 1350 pounds will be sold at 1350 pounds.

↳ Animals below minimum weight on entry day will have a chance to be re-weighed the following morning before showing.

Lot 20

Market Beef

Lot 30

Locally Grown Market Beef

CLASS 2 – DAIRY

Superintendent: Ryan Hughes (406) 581-1873

- ↳ Indicate breed & whether purebred or crossbred.
- ↳ Interview Required for Dairy project. Sign up for interviews with the superintendent.
- ↳ Dress Code required for showing animals (Rule #10)
- ↳ Project manuals do not come to the fair.

LIVE AWARDS

All Banners sponsored by Big Tyme Sportswear and Design

Grand Champion Dairy Cow - Buckle and Banner sponsored by Cluckers and Cream, LLC.

Reserve Champion Dairy Cow - Buckle and Banner sponsored by Cluckers and Cream, LLC.

Champion Dairy Heifer - Buckle and Banner sponsored by Cluckers and Cream, LLC.

Grand Champion Dairy Cow Showman Sr. - Buckle and Banner sponsored by Cluckers and Cream, LLC.

Reserve Champion Dairy Cow Showman Sr. - Buckle and Banner sponsored by Cluckers and Cream, LLC.

Grand Champion Dairy Cow Showman Jr. - Buckle and Banner sponsored by Cluckers and Cream, LLC.

Reserve Champion Dairy Cow Showman Jr. - Buckle and Banner sponsored by Cluckers and Cream, LLC.

Grand Champion Dairy Cow Showman SS - Buckle and Banner sponsored by Cluckers and Cream, LLC.

Reserve Champion Dairy Cow Showman SS - Buckle and Banner sponsored by Cluckers and Cream, LLC.

Grand Champion Dairy Goat- Banner & Buckle sponsored by Double U Land

Reserve Champion Dairy Goat- Banner & Buckle sponsored by Double U Land

Grand Champion Dairy Goat Showman Sr.- Banner & \$25 sponsored by J & M Construction

Reserve Champion Dairy Goat Showman Sr.- Banner & \$15 sponsored by J & M Construction

Grand Champion Dairy Goat Showman Jr.- Banner & \$25 sponsored by J & M Construction

Reserve Champion Dairy Goat Showman Jr. - Banner & \$15 sponsored by J & M Construction

Grand Champion Dairy Goat Showman SS-Banner & \$25 sponsored by J & M Construction

Reserve Champion Dairy Goat Showman SS- Banner & \$15 sponsored by Double U Land

BREEDING DAIRY CATTLE

- 1 Heifer, under 2 years
- 2 Heifer, over 2 years (in calf or milking)
- 3 Cow, milking, 3 years or older
- 4 Cow, dry (showing signs of freshening, 3 years or older)
- 5 Bull, under 1 year
- 6 Bull, over 2 years old
- 7 Mother & 2 offspring (any breed or cross)
- 8 Dairy Cattle Showmanship

BREEDING DAIRY GOATS

- 10 Doeling, under 1 year
- 11 Doe, milking, 1-2 years
- 12 Doe, dry, 1-2 years
- 13 Doe, over 2 years
- 14 Mother & Offspring, any breed or cross
- 15 Get of Sire (three animals same breed, sire must be named)
- 16 Other Dairy Goat
- 17 Dairy Goat Showmanship

OTHER GOATS

- 25 Any other goat
- 26 Goat Independent Study

CLASS 3 – SWINE

Superintendents: Yvonne Jones (406) 832-3219 and Jeff Ford (406) 925-2595

- ↳ Interview required for breeding projects. Sign up for interviews with the superintendent.
- ↳ Dress code is required for showing animals (Rule #10)
- ↳ Project manuals do not come to fair.

SWINE AWARDS

All Banners sponsored by Big Tyme Sportswear and Design

Swine Grand Champion Showman, Sr. - Banner & \$25 in memory of Mickey Johnson-sponsored by Myrna Johnson

Swine Reserve Champion Showman, Sr. - Banner & \$15 sponsored by First West Insurance-RJ Fitzgerald Agent

Swine Grand Champion Showman, Jr. - Banner & \$25 sponsored by Stockman Bank

Swine Reserve Champion Showman, Jr. - Banner & \$15 sponsored by Beaverhead Chamber of Commerce

Swine Grand Champion Showman, SS - Banner & \$25 sponsored by Steve & Cathy Cottom

Swine Reserve Champion Showman, SS - Banner & \$15 sponsored by Beaverhead Chamber Commerce

Hard Luck Swine Showman - \$30 sponsored by Tracy & Sharon Sawyer

Grand Champion Market Hog -Buckle & Banner sponsored by Kristen Walters Swenson & Elks Lodge #1554, \$75 sponsored by Nye Insurance Agency & LS Ready Mix

Reserve Champion Market Hog - Buckle & Banner sponsored by First West Insurance-RJ Fitzgerald Agent & Dillon Livestock Auction; \$25 sponsored by Nye Insurance Agency

Grand Champion Breeding Swine - Buckle, Banner & \$50 sponsored by Triple F Pigs, Ford Family

Reserve Champion Breeding Swine - Buckle, Banner & \$25 sponsored by Triple F Pigs, Ford Family

MARKET HOGS

- ↳ Animals must have been owned and under the care of the exhibitor since June 1 of the current year.
- ↳ Judges are instructed to place animals based on realistic market conditions.
- ↳ **Hogs must be 215 pounds to sell. All hogs weighing over 285 pounds will be sold at 285 pounds.**
 - ↳ Animals below minimum weight on entry day will have a chance to be re-weighed the following morning before showing.

Lot 20 Market Hog

Lot 30 Locally Grown Market Hog

BREEDING SWINE

Boar, under 6 months

Purebred Lot

32

Crossbred Lot

38

Boar, over 6 months & under 2 years

33

39

Boar, over 2 years

34

40

Gilt

35

41

Sow

36

42

Litter of 4 or more

37

43

SHOWMANSHIP

45 Sr. Showmanship

46 Jr. Showmanship

47 SS Showmanship

EDUCATIONAL SIGN

48 Swine Educational Sign

All members must be in official dress to be in market and showmanship contests. The superintendent reserves the right to deny members in the show ring that are not in official dress. Official dress is white, long sleeved, collared shirt or blouse, tie or bolo (no bandanas), black pants. Hats are optional and open toed shoes are not allowed.

CLASS 4 - SHEEP & GOATS

Superintendents: Liz Jones (406) 832-3219 & Barb Kramer (406)925-2657

- ↳ Interviews Required for Breeding Projects. Sign up for interviews with the superintendent.
- ↳ Dress code is required for showing animals (Rule #10)
- ↳ Project manuals do not come to the fair.

SHEEP AWARDS

All Banners sponsored by Big Tyme Sportswear and Design

Sheep Grand Champion Showman, Sr. - Banner & \$25 in memory of Mickey Johnson sponsored by Myrna Johnson and Jerry & Tammy Meine and Tracy & Sharon Sawyer

Sheep Reserve Champion Showman, Sr. - Banner & \$15 sponsored by Tracy & Sharon Sawyer

Sheep Grand Champion Showman, Jr. - Banner & \$25 sponsored by Tracy & Sharon Sawyer

Sheep Reserve Champion Showman, Jr. - Banner & \$15 sponsored by Tracy & Sharon Sawyer

Sheep Grand Champion Showman, SS - Banner & \$25 sponsored by Keller Insurance & Tracy & Sharon Sawyer

Sheep Reserve Champion Showman, SS - Banner & \$15 sponsored by Tracy & Sharon Sawyer

Hard Luck Sheep Showman - \$30 sponsored by Stockman Bank & Matador Cattle Co., Beaverhead Ranch

Best Female Sheep Breeding Stock - Banner & \$25 sponsored by Jim & Tammi Sitz

Best Male Sheep - Banner & \$25 sponsored by Elks Lodge #1554

Live Champion Market Lamb - Buckle & Banner sponsored by Jon & Cathy Konen; Rebish & Konen Livestock; & \$75 sponsored by Nye Insurance Agency

Live Reserve Champion Market Lamb - Buckle & Banner sponsored by Jerry & Tammy Meine & \$25 sponsored by Nye Insurance Agency

Best Lamb from Dillon Hi-Lighters 4-H Club - \$25, Elsie & Francis Laden Memorial Award sponsored by John & Mary Ellen Wilkerson

Champion Columbia Ram &/or Ewe - Ribbons sponsored by Columbia Sheep Breeders Association of Montana

GOAT AWARDS

All Banners sponsored by Big Tyme Sportswear and Design

Goat Grand Champion Showman Sr. - Banner & \$15 sponsored by Beaverhead County Chamber of Commerce

Goat Reserve Champion Showman Sr. - Banner & \$10 sponsored by Beaverhead County Chamber of Commerce

Goat Grand Champion Showman Jr. - Banner & \$15 sponsored by Beaverhead County Chamber of Commerce

Goat Reserve Champion Showman Jr. - Banner & \$10 sponsored by Beaverhead County Chamber of Commerce

Goat Grand Champion Showman SS - Banner & \$15 sponsored by Beaverhead County Chamber of Commerce

Goat Reserve Champion Showman SS - Banner & \$10 sponsored by Beaverhead County Chamber of Commerce

Hard Luck Goat Showman - \$15 sponsored by Blacktail Appliance

Grand Champion Market Goat - Buckle & \$15 sponsored by Wind Rock Firewood

Reserve Champion Market Goat - Buckle & \$10 sponsored by Wind Rock Firewood

MARKET LAMBS

- ↳ Lambs must have been owned & under the care of the exhibitor since June 1 of the current year.
- ↳ **Lambs must be 100 pounds to sell. All lambs weighing over 150 pounds will be sold at 150 pounds.**
- ↳ Animals below minimum weight on entry day will have a chance to re-weigh the following morning before showing.
- ↳ A lamb may not be shown as an individual & as one of a pen.
- ↳ Judges are instructed to place animals based on realistic market conditions.

Lot 100 Market Lamb

Lot 110 Locally Grown Market Lamb

BREEDING SHEEP

- ↳ Breeding Sheep that are Wool Breeds should not be shorn or washed.
- ↳ Breeding Sheep that are Meat Breeds could be shorn and washed (optional)
- ↳ All lambs must be born on or after the first of this year to be eligible.
- ↳ Youth will not be allowed to enter the same breeding animal in both 4-H and open classes.

	Hampshire	Columbia	Rambouillet	Targhee	Suffolk	Texel	California Red	Crossbred
Ewe Lamb	1	11	21	31	41	51	61	71
Ram Lamb	2	12	22	32	42	52	62	72
Yearling Ewe, 1 yr. & under 2 yr.	3	13	23	33	43	53	63	73
Mature Ewe, 2 yr. & over	4	14	24	34	44	54	64	74
Ram, 1 yr. & under 2 yr.	5	15	25	35	45	55	65	75
Ram, 2 yr. & over	6	16	26	36	46	56	66	76

Lot 81 Ewes with Lambs
 Lot 82 Pen of 3
 Lot 83 Get-of-Sire (includes ram & two of his lambs)
 Lot 84 Family Class (includes ram, ewe, and their lamb(s))

SHOWMANSHIP

Lot 85 Sr. Showmanship
 Lot 86 Jr. Showmanship
 Lot 87 SS Showmanship

EDUCATIONAL SIGN

Lot 88 Sheep/Goat Educational Sign

All members must be in official dress to be in market and showmanship contests. The superintendent reserves the right to deny members in the show ring that are not in official dress. Official dress is white, long sleeved, collared shirt or blouse, tie or bolo (no bandanas), black pants. Hats are optional and open toed shoes are not allowed.

MARKET GOATS

↳ Market goats must weigh at least 50 pounds to sell. All goats weighing over 90 pounds will be sold at 90 pounds.
 ↳ Market goats are to have their milk teeth or may have lost one or both milk teeth but shall have no evidence of breaking skin or eruption of the two permanent front teeth.
 ↳ Exhibitors are allowed to use halters, collars or chains when showing.
 Lot 120 Market Goat
 Lot 121 Locally Grown Market Goat

BREEDING MEAT GOATS

↳ Meat goats may be shown with or without horns. Meat goats are usually shown with horns, but goats without will not be discriminated against. Meat goats may be does or wethers, but no bucks will be shown in the meat goat class.
 ↳ Meat goats can be shown at the fair but will not be sold during the 4-H & FFA Livestock Sale.
 Lot 90 Female, under 1 year
 Lot 91 Female, over 1 year
 Lot 92 Male, under 1 year

OTHER MEAT GOATS

Lot 93 Any other goat
 Lot 94 Goat Independent Study

SHOWMANSHIP

Lot 85 Sr. Showmanship
 Lot 86 Jr. Showmanship
 Lot 87 SS Showmanship

4-H & FFA Members: Locally Grown Steers, Hogs & Lambs

LOCALLY GROWN STEERS, HOGS & LAMBS provide incentives for those members who choose to buy from local producers & feed their lambs from local merchants to support our local economy.

We have a good selection of steers and lambs from local producers that are some of the best in the state. We would like to acknowledge these producers and the youth that buy them with awards in a separate class at the fair. These market animals would have to be bought from producers within a 60-mile radius of Dillon and fed from local merchants. Both the sire and the dam of locally grown steers and lambs must be in residence of a 60-mile radius of Dillon by October 1 of the current 4-H year.

We would like to acknowledge youth that show these animals with several incentive awards that they can use for feed, etc.

4-H & FFA

1st Place Locally Grown Market Lamb - \$75 sponsored by Wheats, Inc.; The Wisdom Cabin & \$25 *in memory of Walker Phillip Meine* (Anonymous)

2nd Place Locally Grown Market Lamb - \$50 sponsored by Lakeland Feed; Helle Rambouillet; Jenne Suffolk

3rd Place Locally Grown Market Lamb - \$25 sponsored by Keller Insurance

1st Place Locally Grown Market Hog - \$75 sponsored by Elks Lodge #1554 and LS Ready Mix

2nd Place Locally Grown Market Hog - \$50 sponsored by First West Insurance-RJ Fitzgerald Agent

3rd Place Locally Grown Market Hog - \$25 sponsored by Steve & Cathy Cottom and Beaverhead 7-Up Ranch

1st Place Locally Grown Market Beef - \$75 sponsored by First West Insurance-RJ Fitzgerald Agent and Rebish & Konen Livestock

2nd Place Locally Grown Market Beef - \$50 sponsored by Jon & Cathy Konen and Keeley & Greg Fitzgerald

3rd Place Locally Grown Market Beef - \$25 sponsored by Sitz Angus Ranch

Champion Homegrown* 4-H Market Lamb - \$25 sponsored by Tash T-Diamond Livestock, Inc.,
Todd Tash and Bill & Marlene Tash

Champion Homegrown* 4-H Market Steer - \$25 sponsored by Tash T-Diamond Livestock, Inc.,
Todd Tash and Bill & Marlene Tash

Champion Homegrown* 4-H Market Hog - \$25 sponsored by Tash T-Diamond Livestock, Inc.,
Todd Tash and Bill & Marlene Tash

CLASS 5 - 4-H & FFA HORSE SHOW

Superintendent: Danielle Peterson (406) 925-2085

Saturday, August 16, 2025 - Harry Andrus Arena at 8:00 am

🐾 Horses are not allowed in the area between sheep barn and the commercial exhibit buildings. SAFETY is important!

Grand Champion Showmanship at Halter, Sr. - \$20 sponsored by LS Ready Mix Concrete

Reserve Champion Showmanship at Halter, Sr. - \$10 sponsored by Steve & Cathy Cottom

Grand Champion Showmanship at Halter, Jr. - \$20 sponsored by Steve & Cathy Cottom

Reserve Champion Showmanship at Halter, Jr. - \$10 sponsored by Steve & Cathy Cottom

Grand Champion Showmanship at Halter, SS - \$20 sponsored by John McCollum, DDS

Reserve Champion Showmanship at Halter, SS - \$25 sponsored by Tash T-Diamond Livestock, Inc.,
Todd Tash and Bill & Marlene Tash

Reining, Sr. - \$20 sponsored by Lakeland Feed

Reining, Jr. - \$20 sponsored by Sundowner Motel

Reining, SS - \$20 sponsored by Pivots Plus, LLC

Driving Award, Level I - \$15 sponsored by MT Draft Horse & Mule Association

Driving Award, Level II - \$15 sponsored by MT Draft Horse & Mule Association

Driving Award, Level III - \$15 sponsored by MT Draft Horse & Mule Association

Driving Award, Level IV - \$15 sponsored by MT Draft Horse & Mule Association

Trail, Sr. - \$20 sponsored by Tash T-Diamond Livestock, Inc., Todd Tash and Bill & Marlene Tash

Trail, Jr. - \$20 in memory of Mickey Johnson sponsored by Myrna Johnson

Trail, SS - \$20 sponsored by Windmill Livestock, Tom & Sharon Rice

Trail, Yearling - \$20 sponsored by Gail Kuntz

Colt to Maturity, Yearling - \$20 *in memory of Kaydee Jo Coon* sponsored by Lenny & Dori McNeill

Colt to Maturity, 2-year-old - \$20 in Honor of the Crampton Family sponsored by
Rattlesnake Wranglers 4-H Club

Colt to Maturity, 3-year-old - \$20 sponsored by Steve & Kim Hirschy

Colt to Maturity, 4-year-old - \$20 sponsored by LaCense Montana

Colt to Maturity, 5-year-old - \$20 sponsored by The University of Montana Western Collegiate Stockgrowers and Young Farmers and Ranchers

Green Horse, Level I - \$20 sponsored by Phil & Sonny Ralston

Green Horse, Level II - \$20 sponsored by LS Ready Mix Concrete

Green Horse, Level III - \$20 sponsored by Tom & Shelly Boyd

Green Horse, Level IV - \$20 sponsored by Steve & Kim Hirschy

English, Level I - \$20 sponsored by LaCense Montana

English, Level II - \$25 in memory of Dorothea Hildreth sponsored by Tad & Deborah Henningson

English, Level III - \$20 sponsored by Veterinary Hospital of Dillon

English Level IV - \$20 sponsored by The Wisdom Cabin

English Level V - \$20 sponsored by Stockman Bank

Western, Level I - \$25 sponsored by Tash T-Diamond Livestock, Todd Tash and Bill & Marlene Tash

Western, Level II - \$25 sponsored by Ted & Rayleen Crampton & in memory of Dorothea Hildreth

Western, Level III - \$25 *in memory of Patty Mild* sponsored by Lenn & Dori McNeill

Western, Level IV - \$25 sponsored by Mike Coleman Construction, Inc.

Western, Level V - \$25 sponsored by Mary Ann Nicholas

Western Level VI - \$25 sponsored by Diamond Bar J, Gail Kuntz

Western Level VII - \$25 sponsored by Bill & Kris Martinell

All Around Division, Sr. - Buckle sponsored by The University of Montana Western Equine and Natural Horsemanship Program

All Around Division, Jr. - Buckle sponsored by The University of Montana Western Collegiate Stockgrowers and Young Farmers and Ranchers

All Around Division, SS - Buckle sponsored by Lola "Olie" Else Family in Memory of Bill & Bev Rehm

Chris McNeill All-Around Memorial - Buckle sponsored by Bill & Kris Martinell

Kaydee Jo Coon All-Around Memorial - Buckle sponsored by The University of Montana Western Equine and Natural Horsemanship Program

CLASS 5 - 4-H & FFA HORSE SHOW (cont.)

↳ This class is open to horses and colts of any breed.

↳ ALL exhibitors must be enrolled in a 4-H or FFA horse project.

↳ All horse project members will follow the 4-H horse dress code:

Western: All white, long-sleeved, collared shirt with cuffs; black, dark blue or dark brown pants or denim jeans/pants; belt; dark blue or dark brown tie of choice; Helmet ASTM/certified SEI approved; western hat in good, clean condition; cowboy boots that are clean and polished.

Riding or athletic shoes are not allowed.

English: English riding coat (scarlet coats prohibited unless Hunt Club member); Breeches; Field boots; Helmet ASTM/certified SEI approved; Stock, choker, or tie of choice; Spurs of the unrowelled type, crops, bats and gloves optional.

NOTE: Horse showman will be required to adhere to the horse dress code when competing in the Round Robin.

↳ The top two show persons in Jr. Division of Showmanship at Halter will show in Jr. Round Robin

↳ The top two show persons in Sr. Division of Showmanship at Halter will show in Sr. Round Robin.

↳ Sr. Division of Showmanship at Halter will include 3-to-5-year old's, in Colt to Maturity Projects.

↳ Yearling and two-year-old colts will not be eligible for Round Robin

↳ Fair Building Projects will be judged through an interview at the 4-H building. Horse Showing & Judging Projects will be exhibited in the 4-H Building.

↳ **HELMETS REQUIRED for ALL riding classes.**

There is a specific grievance committee. They handle all discrepancies, questions, and grievances. They will make the final decisions. All grievances must be brought to the committee BY THE EXHIBITOR by the end of the show date.

SHOWMANSHIP AT HALTER

- | | |
|---|---|
| 1 | Sr. Division |
| 2 | Jr. Division |
| 3 | Super Starter |
| 4 | Yearling at halter (Colt to Maturity project) |
| 5 | 2 year at halter (Colt to Maturity project) |

BAREBACK - OPTIONAL

- | | |
|---|---------------------------|
| 6 | Bareback Equitation - Sr. |
| 7 | Bareback Equitation - Jr. |
| 8 | Bareback Equitation - SS |

ENGLISH HORSEMANSHIP

- | | |
|----|-----------|
| 9 | Level I |
| 10 | Level II |
| 11 | Level III |
| 12 | Level IV |
| 13 | Level V |
| 14 | Level VI |
| 15 | Level VII |

WESTERN HORSEMANSHIP

- | | |
|----|-----------|
| 16 | Level I |
| 17 | Level II |
| 18 | Level III |
| 19 | Level IV |
| 20 | Level V |
| 21 | Level VI |
| 22 | Level VII |

GREEN HORSE

- | | |
|----|-----------|
| 23 | Level I |
| 24 | Level II |
| 25 | Level III |
| 26 | Level IV |

COLT TO MATURITY PROJECTS

- | | |
|----|------------|
| 27 | 2-year-old |
| 28 | 3-year-old |
| 29 | 4-year-old |
| 30 | 5-year-old |

REINING - OPTIONAL

- | | |
|----|---------------|
| 31 | Reining - Sr. |
| 32 | Reining - Jr. |
| 33 | Reining - SS |

TRAIL - OPTIONAL

- | | |
|----|------------------------|
| 34 | Trail Class - Sr. |
| 35 | Trail Class - Jr. |
| 36 | Trail Class - SS |
| 37 | Trail Class – Yearling |

OTHER

- | | |
|----|------------------------------|
| 45 | Independent Study with Horse |
|----|------------------------------|

CLASS 5 - 4-H & FFA HORSE SHOW (cont.)

4-H Working Ranch Horse Show

Sunday, August 17, 2025 - Harry Andrus Arena at 8:00 am

🐾 ALL exhibitors must be enrolled in a 4-H or FFA horse project.

🐾 Participants will follow rules and assessments of the 4-H Working Ranch Horse Program Training Guide.

Grand Champion Working Ranch Horse, Level I - \$25 sponsored by Tash T-Diamond Livestock, Inc.,
Todd Tash, and Bill & Marlene Tash & Mohair Cinch sponsored by AgWest

Reserve Champion Working Ranch Horse, Level I – Rope Halter & Leads sponsored by Steele Halters, Hial Steele

Grand Champion Working Ranch Horse, Level II - \$20 sponsored by Dennis & Jerry Jo Rehse &
Mohair Cinch sponsored by The Storage Place

Reserve Champion Working Ranch Horse, Level II – Rope Halter & Leads sponsored by Steele Halters, Hial Steele

Grand Champion Working Ranch Horse, Level III - \$20 sponsored by Raffety Quarter Horses,
Mark & Bobby Raffety & Rope & Glove sponsored by Kim & Steve Hirschy

Reserve Champion Working Ranch Horse, Level III – Rope Halter & Leads sponsored by The University of Montana Western
Equine and Natural Horsemanship Program

Grand Champion Working Ranch Horse, Level IV - \$20 sponsored by Bob & Diane Hutton & Rope &
Glove sponsored by Stocker Ranch LLC

Reserve Champion Working Ranch Horse, Level IV – Rope Halter & Leads sponsored by The University of Montana Western
Equine and Natural Horsemanship Program

Working Ranch Horse All Around – Buckle sponsored by The University of Montana Western Equine and Natural
Horsemanship Program

Jodi Miner Memorial WRH Fortitude Award

Belt Buckle – Donated by Liz and James Irish

Custom Belt – Donated by Kelly and Graham Smith

\$200 – Donated by Eric and Amy Hoffman, Lenny and Dori McNeill

WORKING RANCH HORSE

Lot 46	Level 1
Lot 47	Level 2
Lot 48	Level 3
Lot 49	Level 4

CLASS 6 – POULTRY

★ Superintendent: **Ellie & Christy Weldon** ★
Beaverhead County Extension, (406) 683-3785

- 👉 Dress code is required for showing (Rule #10)
- 👉 Project manuals do not come to the fair.
- 👉 Youth will not be allowed to enter the same bird in both 4-H and open classes.

CHICKEN AWARDS

All Banners sponsored by Big Tyme Sportswear and Design

Champion Pullet – Banner & \$10 sponsored by Beaverhead Electric

Champion Cockerel – Banner & \$10 sponsored by Schuett Farms

Champion Hen – Banner & \$10 in memory of Mickey Johnson sponsored by Myrna Johnson

Champion Rooster – Banner & \$10 sponsored by Ed & Barb Malesich

Champion Mother & babies – Banner & \$10 sponsored by Murray McMurray Hatchery

Champion Poultry Showman, Sr. - Banner & \$10 sponsored by Blacktail Fire Service

Champion Poultry Showman, Jr. - Banner & \$10 in memory of Mickey Johnson
sponsored by Myrna Johnson

Champion Poultry Showman, SS – Banner & \$10 sponsored by Vigilante Electric

Best In Show - \$10 sponsored by Murray McMurray Hatchery

Reserve In Show - \$10 sponsored by Murray McMurray Hatchery

Pair of Chickens - \$10 sponsored by Dillon Disposal

Champion Trio - \$10 sponsored by Vigilante Electric

Top Barney - \$10 sponsored by The Wisdom Cabin

Champion Bantam - \$10 sponsored by Ed & Barb Malesich

*Monies will be provided if needed for Champion: Turkey, Waterfowl, Peafowl, Guinea fowl, Game fowl & Eggs

👉 Each poultry exhibitor should bring enough feed to last the duration of the fair.

👉 Exhibitors should bring their troughs, pails, and other necessary equipment properly identified.

👉 Cages are to be kept clean during fair and cleaned out when exhibits are taken home.

Standard Chicken Lots

Lot 100- American

Buckeyes	Javas
Chantecler	Lamonas
Delawares	New Hampshires
Dominiques	Rhode Islands
Giants	Rocks, all
Hollands	Wyandottes

Lot 101- Asiatic

Brahma	Langshan
Cochin	

Lot 102- English

Australorp	Orpington
Cornish	Redcap
Dorking	Sussex

Lot 103- Mediterranean

Anconas	Leghorns
Andalusians	Minorcas
Buttercups	Spanish
Catalanas	

Lot 104- Continental

Barnevelder	Houdan
Campine	LaFleche
Crevecoeur	Lakenvelder
Faverolle	Polish
Hamburg	Welsummer

Lot 105- All Other Standard Breeds

Ameraucana	Naked Neck
Araucana	Old English Game
Aseel	Phoenix
Cubalaya	Shamo
Frizzle	Sultan
Makay	Sumatra
Modern Game	Yokohama

Bantam Chickens

Lot 200- Modern Game All Varieties		Lot 204- All Other Combs Clean Legged Ameraucana LaFleche Araucanas Malays Buckeyes Polish Chantielers Shamos Cornish Sicilian Buttercups Crevecours Sumatras Cubulayas Yokohamas Houdans	
Lot 201- Old English All Varieties			
Lot 202- Single Come Clean legged Anconas Lakenvelders Andalusians Lamonas Australorps Leghorns Campines Menorcas Catalanas Naked Necks Delawares New Hampshires Dorkings Phoenix Frizzles Plymouth Rocks Hollands Rhode Island Reds Japanese Spanish Javas Sussex Jersey Giants		Lot 205- Feather Legged Bantams Booted Frizzles Brahmas Langshans Cochens Silkies Faverolles	
		Lot 206- Bantams Any other variety	
Lot 203- Rose Comb Clean Legged Ancona Redcaps Antwerp Belgians Rhode Island Reds Dominiques Rhode Island Whites Dorking Rose Combs Hamburgs Sebright Leghorns Wyandotte Minorca			

TURKEYS (meat)	TURKEYS (breeding)	DUCKS	GEESE	PEA FOWL	GUINEA
111 Hen	115 Hen				
119 Hen					
123 Goose					
126 Hen					
129 Hen					
112 Tom	116 Tom	120 Drake	124 Gander	127 Cock	130 Cock
113 Pair	117 Pair	121 Pair	125 Pair	128 Pair	131 Pair
114 Trio	118 Trio	122 Trio			132 Trio

PIGEONS	PARAKEETS	ANY OTHER VARIETY	
133 Single	136 Single	138 Male	140 Pair
134 Pair	137 Pair	139 Female	141 Trio
135 Trio			

EGGS

86	1/2 dozen white Chicken eggs
87	1/2 dozen colored Chicken eggs
88	1/2 dozen brown Chicken eggs
89	1/2 dozen Bantam eggs
90	1/2 dozen white Duck eggs
91	1/2 dozen-colored eggs

SHOWMANSHIP

92	Sr. Showmanship
93	Jr. Showmanship
94	SS Showmanship

EDUCATIONAL SIGN

95	Poultry Promotional Sign
----	--------------------------

Pullet: Female fowl less than one year old
Cockerel: Male fowl less than one year old
Hen: Female fowl more than one year old
Rooster: Male fowl more than one year old

CLASS 7 – RABBITS

★ Superintendent: **Jackie Sutton** ★

Beaverhead County Extension, (406) 683-3785

- ↳ Livestock dress code is required for judging (Rule #10)
- ↳ Project manuals do not come to the fair.
- ↳ Youth will not be allowed to enter the same rabbit in both 4-H and open classes.
- ↳ Cages are to be kept clean during the fair and cleaned out when exhibits are taken home.

RABBIT AWARDS

All Banners sponsored by Big Tyme Sportswear and Design

Champion Purebred – Banner & \$10 sponsored by Gracie's New & Used

Reserve Champion Purebred -Banner & \$5 sponsored by Kristen Walters Swenson, Silver Star

Champion Crossbred – Banner & \$10 sponsored by Veterinary Hospital of Dillon

Reserve Champion Crossbred -Banner & \$5 sponsored by Kristen Walters Swenson, Silver Star

Best of Show – Banner & \$10 sponsored by The Bookstore

Reserve in Show – Banner & \$5 sponsored by Glory Be Rabbitry

Champion Rabbit Showman, Sr. –Banner & \$10 sponsored by Kristen Walters Swenson, Silver Star

Reserve Champion Rabbit Showman, Sr. – Banner & \$5 sponsored by Rick & Heidi Schwandt

Champion Rabbit Showman, Jr. – Banner & \$10 sponsored by Kristen Walters Swenson, Silver Star

Reserve Champion Rabbit Showman, Jr. - Banner & \$5 sponsored by Rick & Heidi Schwandt

Champion Rabbit Showman, SS – Banner & \$10 sponsored by Glory Be Rabbitry

Reserve Champion Rabbit Showman, SS – Banner & \$5 sponsored by Rick & Heidi Schwandt

BREEDING RABBITS

- Rabbits must be owned by the member by June 1 of the current 4-H year, except for Pre-Jr. rabbits. They must be produced by the member's rabbit.
- No bunnies under 8 weeks of age will be shown or displayed. Pregnant does and does with bunnies under eight weeks will not be shown or displayed.
- Each rabbit exhibitor should bring enough feed to last the duration of the fair.
- Exhibitors should bring their own troughs, pails, and other necessary equipment properly identified.
- It is recommended that members freeze 3 jugs of water for each cage of rabbits entered. If the weather is hot, place an ice jug in each cage every day.
- All rabbits entered for judging must be clean and well groomed. Members' appearance and posture is worth 100 points in showmanship contest.
- All 4-H members enrolled in the rabbit project must enter the showmanship contest.
- Only 2 entries per lot number accepted, one entry for showmanship.

Rabbits are broken into four class or six class breeds. As general rule, animals with a mature weight over 9 pounds are shown as a six-class animal, while animals with a mature weight under 9 pounds are shown as a four-class animal. In the six-class animal designation - juniors are up to 6 months of age; intermediates are 6 to 9 months of age; seniors are over 9 months of age. In the four-class designation - rabbits up to 6 months is considered a junior, while rabbits over 6 months is a senior.

CLASS 7 – RABBITS (cont.)

Breed Names	Sr. Buck	Int. Buck	Jr. Buck	Sr. Doe	Int. Doe	Jr. Doe
Californian	10	11	12	13	14	15
Cinnamon	20	21	22	23	24	25
New Zealand	30	31	32	33	34	35
Mini Lop	40		42	43		45
Mini Rex	50		52	53		55
Holland Lop	60		62	63		65
Tans	70		72	73		75
Netherlands Dwarfs	80		82	83		85
Polish	90		92	93		95
Any other breeds – specify the breed	100		102	103		105
Crossbred Rabbit	110		112	113		115

These classes only look at the wool or fur (on the rabbit). The rabbit is judged in one of the above classes for body type, etc.

Doe & Litter	200	Babies must be 5 to 8 weeks of age.
Meat Pen (3)	201	5# maximum and not over 10 weeks of age. (Must be same breed and variety but need not be of the same litter.)

FUR	Lot #
Normal	202
Rex	203
Satin	204
Wool	205

RABBIT EDUCATIONAL SIGN	
Rabbit Educational Sign	165
RABBIT SHOWMANSHIP	
Senior Showmanship	166
Junior Showmanship	167
Superstarter Showmanship	168

CLASS 8 – DOG

Superintendent: Amber Burch (406) 925-1346

- ↳ Notebooks will be judged as an exhibit in the 4-H Building
- ↳ Dress code is required for the interview.
- ↳ Project Manuals do not come to fair.

Best Dog Exhibit - \$15 sponsored by Veterinary Hospital of Dillon

4-H Building Dog Exhibits:

- ↳ Fair Building Projects will be judged through an interview at the 4-H building.

- Lot 1 Display & Interview
- Lot 2 Notebook & Interview
- Lot 3 Article & Interview

CLASS 9 – CAT

Superintendent: Jackie Sutton (406) 276-3534

- ↳ Dress code is required for showing animals (Rule #10)
- ↳ All cats should be brought in a carrier or on a leash.
- ↳ All cats must be removed from the fairgrounds after the judging.
- ↳ Vaccinations for Distemper and Rabies must be given before the fair. Proof of vaccination is required.
- ↳ It is the member's responsibility to ensure your cat's health and welfare while at the fair.

Champion Cat –Banner & \$10 sponsored by Turner Ranch Properties

Reserve Champion Cat – Banner & \$5 sponsored by Judy Brown

Champion Cat Showman, Sr. – Banner & \$10 sponsored by Russ Schwandt

Reserve Champion Cat Showman, Sr. – Banner & \$5 sponsored by Russ Schwandt

Champion Cat Showman, Jr. – Banner & \$10 sponsored by M&M Outfitters, Monty & Edwina Hankinson

Reserve Champion Cat Showman, Jr. – Banner & \$5 sponsored by M&M Outfitters, Monty & Edwina Hankinson

Champion Cat Showman, SS – Banner & \$10 sponsored by Judy Brown

Reserve Champion Cat Showman, SS – Banner & \$5 sponsored by M&M Outfitters, Monty & Edwina Hankinson

Best Cat Display - \$10 sponsored by Russ Schwandt

- Cats must be a minimum age of 4 months by fair to participate.
- All exhibits, such as notebooks, posters, & displays will be judged during the fair.

- | | |
|--|---|
| Lot 1 Cat, 4 mo. to 1 year, Health & Grooming | Lot 7 Other educational display |
| Lot 2 Cat, 1-to-2-year, Health & Grooming | Lot 8 Item (toy, scratching post) you have made for your cat. |
| Lot 3 Cat, over 2 years, Health & Grooming | Lot 9 Cat carrier you have made or decorated. |
| Lot 4 Notebook with plans, records, pictures, etc. | Lot 10 Picture story of pet with captions in notebook. |
| Lot 5 Educational display on health care | Lot 11 Feline Showmanship |
| Lot 6 Educational display on breeds of cats. | |

Animal Round Robin Contest

Grand Champion Senior Round Robin Showman – Buckle sponsored by Heath & Kiley Martinell

Reserve Champion Senior Round Robin Showman – Buckle sponsored Chris & Kristi Colleran - Home Ranch, MT & Beaverhead Buckaroos 4-H Club

Grand Champion Junior Round Robin Showman – Buckle sponsored by Heath & Kiley Martinell

Reserve Champion Junior Round Robin Showman – Buckle sponsored by Chris & Kristi Colleran - Home Ranch, MT & Double U Land

Beef Fitting Award, Boy & Girl - \$20 sponsored by Dennis & Jerry Jo Rehse

Sheep Fitting Award, Boy & Girl - \$20 sponsored by Beaverhead 7-UP Ranch

Friday, August 29, 2025, at 2 pm

↳ The Champion & Reserve Champion Showman from each class (sheep, beef, swine & horse) will compete in the Round Robin Showmanship Contest.

↳ If a showman qualifies in more than one species (such as lamb & horse), he/she must decide which class he/she will enter in the Large Animal Round Robin & the third-place showman will be moved into place for the competition.

↳ There will be a Junior Large Animal Round Robin & Senior Large Animal Round Robin contest.


↳ All showmanship members must be in official dress to be in showmanship contests, and the superintendent reserves the right to deny members in the show ring that are not in official dress.

↳ Official dress will be defined by which animal the showman qualified to get into the contest. Horse showman must follow horse dress requirements. Beef, sheep & swine showman must follow their respective requirements.

Beaverhead FFA Livestock Judging Clinic

Friday, August 29, 2025, at 4 pm

Join Beaverhead FFA for an educational clinic for youth and/or adults interested in participating in or learning the basics of livestock judging. This year's livestock judging clinic is designed for 4-H, FFA, open to youth and adults interested in building their knowledge of evaluating market and breeding animals, including beef, swine, sheep, and goats. This clinic will focus on selection principles, oral reasons, and live market evaluation. Join in the fun! Door prizes and snacks provided.



Livestock Barn Educational Posters

- ↳ Any member with a livestock entry is eligible to win. Make the sign & place it above your market or breeding animal's pen.
- ↳ An educational display is an exhibit that shows one idea that a member has learned through the participation in a project.

Best Beef Barn Educational Sign - \$20 sponsored by Benson Ranch

Best Sheep Barn Educational Sign - \$20 sponsored by Randy & Annie Rorabaugh

Best Swine Barn Educational Sign - \$20 sponsored by Harold & Joan Grogan

Best Poultry Educational Sign - \$20 sponsored by Jules & Bonnie Marchesseault

Best Rabbit Barn Educational Sign - \$20 sponsored by Rod & Judy Siring

Herdsman Awards

Every 4-H Club exhibiting livestock is automatically entered in this contest. Judges will check pens periodically throughout the fair & score the following:

- ↳ Neatness of stalls & alley in all barns (beef, sheep, hogs, breeding)
- ↳ Herdsman's businesslike & sportsmanship attitude.
- ↳ Courtesy & helpfulness to visitors
- ↳ Overall Club Display
- ↳ Must Remove all feed & feed pans each evening (NOTE IN RULES). Store feed elsewhere in a closed container.
- ↳ Care & grooming of animals
- ↳ Care & storage of equipment
- ↳ Stall card – completed & easy to read

Beef Herdsman - \$25 sponsored by Sitz Angus Ranch, Jim & Tammi Sitz

Sheep Herdsman - \$25 sponsored by Keller Insurance, Byron & Debby Keller

Hog Herdsman - \$25 sponsored by Mountainview Insurance

Goat Herdsman - \$25 sponsored by Double U Ranch

Poultry Herdsman - \$25 sponsored by The Wisdom Cabin

Rabbit Herdsman - \$25 sponsored by Blacktail Appliance

Horse Herdsman - \$25 sponsored by Blacktail Appliance

Working Ranch Horse Herdsman – Bag of Feed sponsored by Triple Crown, Shannon Keller

Best Club, Hog Herdsman Award - \$25 sponsored by Mountainview Insurance

Best Club, Sheep Herdsman Award - \$25 sponsored by The Wisdom Cabin

Best Club, Beef Herdsman Award - \$25 sponsored by T & L Holland, Torrey & Lisa Holland

Superstarter Herdsman Award, Beef Barn – \$15 sponsored by Andy & Peri Suenram

Superstarter Herdsman Award, Hog Barn – \$15 sponsored by Andy & Peri Suenram

Superstarter Herdsman Award, Sheep Barn – \$15 sponsored by Jerry & Tammy Meine

4-H Attitude Award, Girl – \$25 sponsored by T-Diamond Livestock, Inc., Todd & Lisa Tash and Bill & Marlene Tash

4-H Attitude Award, Boy – \$25 sponsored by T-Diamond Livestock, Inc., Todd & Lisa Tash and Bill & Marlene Tash

Carcass Awards

Champion Beef Carcass - \$300 sponsored by Smith 6-S Livestock

Reserve Champion Beef Carcass - \$200 sponsored by Smith 6-S Livestock & Randy and Annie Rorabaugh

1st Place Highest Retail Value, Beef Carcass - \$60 *in memory of Gunnar Kalsta* sponsored by Kalsta Ranch Co. & Liz Jones

2nd Place Highest Retail Value, Beef Carcass - \$40 *in memory of Gunnar Kalsta* sponsored by Kalsta Ranch Co. & Liz Jones

Champion Lamb Carcass - \$300 sponsored by Liz Jones

Reserve Champion Lamb Carcass - \$200 sponsored by Liz Jones

Champion Swine Carcass - \$300 sponsored by Blacktail Show Pigs & Triple F Pigs, LLC and \$15 in memory of John Maki sponsored by Regina Maki

Reserve Champion Swine Carcass - \$200 sponsored by Blacktail Show Pigs & Triple F Pigs, LLC and \$10 in memory of John Maki sponsored by Regina Maki

Champion Goat Carcass-\$300 **Sponsor Needed**

Reserve Champion Goat Carcass-\$200 **Sponsor Needed**

LOCALLY GROWN CARCASS

Grand Champion Locally Grown Carcass Lamb - \$100 sponsored by Pivots Plus, LLC

Reserve Champion Locally Grown Carcass Lamb - \$10 in memory of John Maki sponsored by Regina Maki

✂ **Grand Champion Carcass, if 3/8 Limousin** – Buckle sponsored by N.A. Limousin Foundation

✂ **Reserve Champion Carcass, if 3/8 Limousin** – Buckle sponsored by N.A. Limousin Foundation

✂ **Grand Champion Carcass (if animal is identified as being part Simmental on stall card)** – Jacket sponsored by MT Simmental Association

✂ The Montana Hereford Association will award a Hereford Belt Buckle to a county or multi-county **Top Steer of Merit** or equivalent (i.e., in counties using ultrasound rather than actual plant measurements) if properly documented as being at least 50% Hereford ancestry.

✂ **Grand Champion or Reserve Champion Red Angus Carcass** must be progeny of a registered dam or sire and be at least 50% Red Angus – Montana Silversmith's Belt Buckle sponsored by Montana Red Angus

Silent Auction

For 4-H Building Project Exhibits

RULES

1. Any 4-H member with a 4-H building exhibit may enter the Silent Auction.
2. Two items per member will be allowed in the silent auction.
3. Action items will be displayed on a Silent Auction Table.
4. Interested bidders will be able to bid on auction items from 7:00 pm Friday to 7:00 pm Saturday.
5. Each 4-H participant in the silent Auction has the right to reject the top bid.
6. Bidding will close at 7:00 pm Saturday.
7. The buyer (top bidder) must pay for the item when it is picked up. Payment is made directly to the 4-H member exhibiting the auction item.
8. Sale items must be picked up by the winning bidder between 7:00 pm and 8:00 pm Saturday.

Silent Auction Registration Form

Name: _____ 4-H Club: _____

Address: _____ Years in 4-H: _____

City, State, Zip Code: _____

Auction Item:

Please write a brief description of the 4-H project item you are entering in the Silent Auction, such as construction, details, types of materials used, etc.

4-H Building

Superintendent: Penny Raffety (406) 835-3251

Superintendent's Choice Award - \$20 sponsored by Penny Raffety

Best 4-H Promotional Club Exhibit - \$25 sponsored by Dillon JC Auxiliary

Most Exhibits by a Boy - \$10 sponsored by George & Fran Schisler

Most Exhibits by a Girl - \$10 sponsored by George & Fran Schisler

*** Most Quality Project Areas by a Boy** - \$25 Elsie Laden Memorial sponsored by Dillon Hi-Lighters 4-H Club

*** Most Quality Project Areas by a Girl** - \$25 Elsie Laden Memorial sponsored by Dillon Hi-Lighters 4-H Club

*Elsie Laden Memorials, Most Quality Exhibits by a Boy & Girl can only be won once per 4-H member starting in 2005.

Learning the Art of Cooking Awards - sponsored by George & Fran Schisler

In appreciation of first year boy, **Learning the Art of Cooking** - \$25

In appreciation of boys **Continuing the Art of Cooking (High Points)** - \$25

High point winner for Seniors - \$25 - George & Fran Schisler

High point winner for Juniors - \$15 - George & Fran Schisler

High point winner for Superstarters - \$10 - George & Fran Schisler

Agricultural Diversification Award - \$100 sponsored by SW Counties Farm Bureau

4-H Friends are Forever Friends Award

Top Boy - \$100

Reserve Boy - \$50

Top Girl - \$100

Reserve Girl - \$50

Sponsored by

★ Ben & Cassie Raffety ★

★ Brooke & Cal Erb Family in Memory of Wanda Traugher ★

★ Brooke & Cal Erb Family in Memory of Beverly Rehm ★

Silent Auction for 4-H Building Projects

The Silent Auction is an opportunity for 4-Hers to be rewarded for their efforts and to allow interested people the opportunity to purchase.

Division I (cont.) – Animal Science

CLASS 11 – LIVESTOCK JUDGING

↳ 4-H Dress code required for interview. Interview required, sign up for interview when entering exhibits.

↳ Project manuals do not come to the fair.

Best Livestock Judging Notebook - \$10 sponsored by Ray & Sue Marxer

Best Livestock Judging Display - \$10 sponsored by Ray & Sue Marxer

- Lot 1 Livestock Judging Notebook (Scrapbook style with events and results)
Lot 2 Livestock Judging Notebook (Organized Reference Notebook with Judging Resources)
Lot 3 Livestock Judging Display

CLASS 12 – POCKET PETS

↳ Ribbon Points Awarded: All Lots Medium

↳ Pets do not stay at the fair, but they can come for the interview.

↳ Interview required, sign up for Pocket Pets interview in 4-H building when entering exhibits.

↳ 4-H dress code is required for Interview

Best Pocket Pets Exhibits - \$10 sponsored by Geri Coon

- | | | | |
|-------|---|-------|--|
| Lot 1 | Notebook with pans, records, pictures, etc. | Lot 6 | Other Educational display |
| Lot 2 | Educational display on health care | Lot 7 | Item you have made for your pet (toy, scratching post, etc.) |
| Lot 3 | Educational display on breeds of your pet | Lot 8 | Picture story of pet with captions in a notebook |
| Lot 4 | Educational display on history of your pet | Lot 9 | Other item not listed |
| Lot 5 | Educational display on body parts of your pet | | |

CLASS 13 – VETERINARY SCIENCE

↳ Interview required, sign up for interview when entering exhibits.

↳ 4-H Dress code required for interview

Best Veterinary Science Exhibit - \$20 *in memory of Dr. Don K Shaffner*

First Year

- Lot 1 Manual & Notebook
Lot 2 Display

Second Year

- Lot 3 Manual & Notebook
Lot 4 Display

Third Year

- Lot 5 Manual & Notebook
Lot 6 Display

Division II – Engineering and Technology

CLASS 14 – AEROSPACE

🔗 4-H Dress code required for interview. Interview required, sign up for interview when entering exhibits

🔗 Project Books do not come to the fair!

Best Aerospace Exhibit - \$10 sponsored by Vigilante Electric Co-Op Inc.

- Members must be enrolled in the aerospace project and may exhibit not more than 2 items per level.
- Exhibit will be judged on accuracy of construction, quality of craftsman and appearance. Display should be neat and attractive. Exhibits of models must be uniformly painted, smoothly finished, have decals applied smoothly, and be properly assembled and painted according to the accompanying plans.
- Engines & igniters are not permitted with the exhibit.
- Original design rockets or other models and describe in an attached summary how the model was tested for stability prior to flying.

Stage 2: Lift Off

- Lot 1 Any skill level 1 rocket made from a kit (Wizard, Gnome, Mosquito, Alpha or other). Include plans
- Lot 2 Poster of display of different types of aircraft
- Lot 3 Poster or display explaining how different types of weather affect flying or a chart of one week's weather and your analysis of the flying conditions
- Lot 4 A handmade kite. Include plans
- Lot 5 An educational display relating to the International Phonetic Alphabet
- Lot 6 Any model rocket or airplane not built from a kit. Include plans
- Lot 7 Any educational display related to what you have learned in the project (i.e., launch records, distance records, results from competitive events, etc.)

Stage 3: Reaching New Heights

- Lot 8 Any skill level 2 rocket made from a kit (Bull Pup 12D, Longshot, Loadstar, etc.). Include plans
- Lot 9 A paper flight simulator you have made
- Lot 10 A feather wing glider
- Lot 11 A controllable glider
- Lot 12 A fighter kite that can roll, pitch and yaw (i.e., Nagasaki Hata or other)
- Lot 13 A model airplane from a kit. Include plans
- Lot 14 Any model rocket or airplane not built from a kit. Include plans
- Lot 15 Any educational display related to what you have learned in the project (i.e., launch records, distance records, results from competitive events, etc.)

Stage 4: Pilot in Command

- Lot 16 Any skill level 3 or higher rocket made from a kit (i.e., Comanche 3, R2-D2, Tie Fighter, Space Shuttle, etc.). Include plans
- Lot 17 Poster or educational display relating to some aspect of this level of aerospace (flight plan, career profile, etc.)
- Lot 18 A fat style box kite. Include plans.
- Lot 19 A remote-control airplane made from a kit. Include plans
- Lot 20 A model rocket or model airplane not made from a kit. Include plans
- Lot 21 Any educational display related to what you have learned in the project (i.e. launch records, distance records, results from competitive events, etc.)
- Lot 22 Your own constructed altitude tracker
- Lot 23 A complete cost and feasibility analysis of establishing an EMS helicopter service in your community
- Lot 24 A notebook on the history of aviation

Independent Study

- Lot 25 Educational display
- Lot 26 Any other item

CLASS 15 – ELECTRICITY

↳ 4-H Dress code required for interview. Interview required, sign up for interview when entering exhibits.

↳ Project Books do not come to the fair!

Best Electric Exhibit - \$10 sponsored by Vigilante Electric Co-Op Inc.

- To exhibit in this category, you must be currently enrolled in one skill level of the electricity project.
- Exhibit no more than 3 items per level.

Unit 1: The Magic of Electricity

- Lot 1 A homemade flashlight
- Lot 2 A simple switch
- Lot 3 A display or poster of conductors
- Lot 4 A display or poster about magnetism
- Lot 5 A homemade compass
- Lot 6 A homemade electromagnet
- Lot 7 A homemade galvanometer
- Lot 8 A homemade electric motor
- Lot 9 An educational poster or display about electricity in the home
- Lot 10 Any other homemade electric device

Unit 2: Investigating Electricity

- Lot 11 An education display of Ohm's Law
- Lot 12 A display or poster about conductors & insulators
- Lot 13 A poster identifying the components of a wiring diagram.
- Lot 14 A homemade circuit
- Lot 15 A homemade momentary switch
- Lot 16 A homemade 3-way switch
- Lot 17 A homemade rocket launcher
- Lot 18 A homemade burglar alarm
- Lot 19 An educational poster or display about electricity in the home
- Lot 20 Any other homemade electric device

Unit 3: Wired for Power

- Lot 21 A display of poster showing how to read an electric meter
- Lot 22 A display of types of wires and cables
- Lot 23 A display showing how to measure electricity usage
- Lot 24 A display or poster showing the different types of receptacles
- Lot 25 A diagram of your home wiring circuits
- Lot 26 An educational poster or display about electricity in the home
- Lot 27 Any other homemade electric device

Unit 4: Entering Electronics

- Lot 28 A display or poster of different electronic parts.
- Lot 29 A display showing how a diode works.
- Lot 30 A display showing how a transistor regulates flow.
- Lot 31 A display showing how LEDS work
- Lot 32 A homemade flasher.
- Lot 33 A homemade alarm that reacts to light.
- Lot 34 A homemade light meter
- Lot 35 A homemade SCR intruder alarm
- Lot 36 A homemade 6–8-watt amplifier
- Lot 37 An educational poster or display about electronics
- Lot 38 Any other homemade electronic device

CLASS 16 – JUNK DRAWER ROBOTICS

👉 4-H Dress code required for interview. Interview required, sign up for interview when entering exhibits.

👉 Project Notebooks may come to the fair!

Best Junk Drawer Robotics Exhibit - \$10 sponsored by Mike & Penny Raffety

- Members may exhibit no more than 2 items per level.
- If a project was worked on by a group, the group may enter & interview as a group.

Level 1: Give Robots A Hand ★ Designs should be exhibited with the entries you build. ★

- Lot 1 Trunk of Junk Display
- Lot 2 An educational poster or display about the engineering design process.
- Lot 3 An educational poster or display on common manufacturing processes &/or on design/material shapes.
- Lot 4 A swinging arm trebuchet-style catapult that launches marshmallows that you designed and built.
- Lot 5 An educational poster or display about the four main types of robot arm designs.
- Lot 6 Robot arm that you designed and built with or without power source.
- Lot 7 Gripper that you designed and built.
- Lot 8 Robot arm complete with power source and gripper that you built.
- Lot 9 Youth Robotics Notebook
- Lot 10 Any other educational poster, display or exhibit related to the project.

Level 2: Robots on the Move ★ Designs should be exhibited with the entries you build. ★

- Lot 11 A complete Clopmobile that you built.
- Lot 12 A simple electrical-motor-operated robot (can-can robot) that you built.
- Lot 13 An educational poster or display about gear ratios.
- Lot 14 An educational poster or display on common types of gears.
- Lot 15 A sample of a gear train that you designed and built.
- Lot 16 An ES-Car-Go that you designed and built with ramp.
- Lot 17 An underwater ROV that you designed and built.
- Lot 18 Youth Robotics notebook
- Lot 19 Any other educational poster, display or exhibit related to the project.

Level 3: Mechatronics ★ Designs should be exhibited with the entries you build. ★

- Lot 20 An educational poster or display about series and parallel circuits.
- Lot 21 An educational poster or display about electrical switches.
- Lot 22 A Double Pole Double Throw switch that you designed and built.
- Lot 23 A “Wall Follower” Robot that you designed and built.
- Lot 24 An educational poster or display about electrical components.
- Lot 25 A sample circuit that you created.
- Lot 26 An educational poster or display about Engineering Professions
- Lot 27 A flowchart for an activity or a simple program for a robot that you designed.
- Lot 28 An original working robot (that performs a specific task) that you designed and built.
- Lot 29 Youth Robotics Notebook
- Lot 30 Any other educational poster, display or exhibit related to the project.

CLASS 17 – ROBOTICS

👉 4-H Dress code required for interview. Interview required; sign up for interview when entering exhibits

👉 Project Books do not come to the fair!

Best Robotics Display - \$10 sponsored by ACES, Inc.

- Members may exhibit no more than 2 items per level
- If project was worked on by a group, the group may enter & interview as a group.

Level 1: Robotics with EV3

- | | |
|--------|--|
| Lot 1 | Build a robot using a Lego Mindstorms robotics kit (you should be able to show commands programmed into your robot based on the activities mastered in your manual.) |
| Lot 2 | An educational poster or display on “What is a robot?” |
| Lot 3 | A timeline of the history of robots |
| Lot 4 | An educational poster or display identifying Lego robotic parts and their functions. |
| Lot 5 | Sketches or photos of different ways to connect Lego parts. |
| Lot 6 | An educational poster or display about engineering |
| Lot 7 | An educational poster or display on rovers |
| Lot 8 | A sketch of a robot you may want to invent someday. Label sensors, etc. and a written description of how the robot will work. |
| Lot 9 | An educational poster or display about computer programming language |
| Lot 10 | Any other educational poster, display or exhibit related to the project |

CLASS 18 – SMALL ENGINES

👉 4-H Dress code required for interview. Interview required, sign up for interview when entering exhibits

👉 Project Books do not come to the fair!

Best Automotive or Small Engine Exhibit - \$10 sponsored by Mike & Penny Raffety

- To exhibit in this category, you must be currently enrolled in one skill level of the small engines project.
- You may exhibit no more than 3 items per level. Lot 10, 20 & 31 of each level will be considered as 3 items.

Unit 1: Crank It Up!

- Lot 1 Picture poster showing what you have learned about small engines
- Lot 2 Display of basic tools needed to maintain a small engine
- Lot 3 An educational display related to what you have learned about two-cycle engines
- Lot 4 An educational display related to what you have learned about four-stroke engines
- Lot 5 An educational display showing proper maintenance and care of a lawn mower
- Lot 6 An educational display showing proper safety labels and procedures for small engines
- Lot 7 Small engines parts display board with a brief explanation of the purpose of the parts and how they work
- Lot 8 Display related to some system that you learned about in small engines (filters, cooling, ignition, etc.)
- Lot 9 Any educational display related to what you have learned in this project
- Lot 10 Exhibit any 3 unlike items

Unit 2: Warm It Up!

- Lot 11 An educational display comparing the different types of engines
- Lot 12 An educational poster illustrating and explaining the internal parts of an engine
- Lot 13 An educational display showing how transmissions work
- Lot 14 An educational display showing how to conduct a compression check
- Lot 15 An educational display showing how to adjust a carburetor
- Lot 16 A display using a real small engine with a brief explanation showing steps in preparing a small engine for storage
- Lot 17 Carburetor parts display board with a brief explanation of the purpose of the parts and how they work together
- Lot 18 An income and expense record of your lawn mowing business (including costs, hours worked, pay for individual jobs, etc.)
- Lot 19 An educational display related to what you have learned in this project.
- Lot 20 Exhibit any 3 unlike items

Unit 3: Tune It Up!

- Lot 21 An educational display showing how to use diagnostic tools on small engines
- Lot 22 An educational display showing how to tear down and reassemble a small engine
- Lot 23 An educational display related to the electrical system of a small engine
- Lot 24 An educational display about emissions systems on small engines and future trends
- Lot 25 An educational display showing how to remove and sharpen a mower blade
- Lot 26 An educational display about careers in small engines
- Lot 27 An educational display about your work in finding resources about small engines on the Internet
- Lot 28 An educational display about trouble-shooting common problems with small engines
- Lot 29 An educational display about small engines designs
- Lot 30 Any educational display related to what you have learned in this project
- Lot 31 Exhibit any 3 unlike items

Independent Study

- Lot 32 Any unlike item
- Lot 33 Educational display or poster
- Lot 34 Other

CLASS 19 – WELDING

↳ 4-H Dress code required for interview. Interview required; sign up for interview when entering exhibits.

↳ Project Books do not come to the fair!

Best Welding Exhibit - \$10 sponsored by Caleb & Megan Igo

■ Members may exhibit up to 3 items per level.

Level 1: Arcs & Sparks

- Lot 1 An educational poster on Welding Terms
- Lot 2 An educational poster or display on the various auxiliary equipment used with welding power sources.
- Lot 3 A drawn safety cartoon depicting unsafe welding practices.
- Lot 4 An educational display board showing a variety of electrodes (6 or more) labeled according to the AWS classification system (may include electrical conductivity test list)
- Lot 5 An educational display of fillet welds vs. electrode welds
- Lot 6 Boot Scrapers (fixed with or without brushes or movable with or without brushes)
- Lot 7 Tools (Chipping Hammers, Jig)
- Lot 8 Christmas Tree Stand
- Lot 9 Post Driver
- Lot 10 Brackets with Hooks and Eyes
- Lot 11 Electrode Holder
- Lot 12 Pedestal (fixed or movable)
- Lot 13 Welding Table with Positioner (fixed or movable)
- Lot 14 Any other educational poster, display or weldment related to what you have learned in this project.

Welding Independent Study

- Lot 15 Any Item Made in Welding Independent Study

CLASS 20 – WOODWORKING

↳ 4-H Dress code required for interview. Interview required, sign up for interview when entering exhibits.

↳ Project Books do not come to the fair!

Best Woodworking Exhibit - \$50 sponsored by Standard Lumber

Judges Choice *in memory of John Maki* - \$10 sponsored by Ben & Cassie Raffety

- To exhibit in this category, you must be currently enrolled in one skill level of the woodworking project.
- One item is allowed per lot number in skill level enrolled in.

Unit 1: Measuring Up

- | | | | |
|-------|--|-------|-----------------|
| Lot 1 | Sandpaper block | Lot 2 | A rabbit puzzle |
| Lot 3 | A wood airplane | Lot 4 | A wood box |
| Lot 5 | A letter holder | Lot 6 | A picture frame |
| Lot 7 | Any other item made from other plans, books, or resources. | | |
| Lot 8 | An educational display or poster showing anything related to the woodworking project
(i.e., care of tools, wood types, safety, materials, techniques, etc.) | | |

Unit 2: Making the Cut

- | | | | |
|--------|---|--------|-------------------------|
| Lot 9 | A toolbox | Lot 10 | A bird house |
| Lot 11 | A sawhorse | Lot 12 | A wood whistle |
| Lot 13 | A foot stool | Lot 14 | A display of wood types |
| Lot 15 | Any other item made from other plans, books, or resources. | | |
| Lot 16 | An educational display or poster showing anything related to the woodworking project.
(i.e., care of tools, wood types, safety, materials, techniques, etc.) | | |

Unit 3: Nailing it Together

- | | | | |
|--------|--|--------|---------------|
| Lot 17 | A boomerang | Lot 18 | A belt buckle |
| Lot 19 | A simple puzzle | Lot 20 | A bookshelf |
| Lot 21 | Any other item made from other plans, books, or resources. | | |
| Lot 22 | An educational display or poster showing anything related to the woodworking project
(i.e., care of tools, wood types, safety, materials, techniques, etc.) | | |

Unit 4: Finishing Up

- | | | | |
|--------|--|--------|------------------------|
| Lot 23 | A wood vehicle | Lot 24 | A tabletop hockey game |
| Lot 25 | A step stool or chair | Lot 26 | A toy dog |
| Lot 27 | A door knocker | | |
| Lot 28 | Any other item made from other plans, books, or resources. | | |
| Lot 29 | An educational display or poster showing anything related to the woodworking project
(i.e., care of tools, wood types, safety, materials, techniques, etc.) | | |

Independent Study

- | | |
|--------|---------------------|
| Lot 30 | Educational Display |
| Lot 31 | Any other item |

Division III – Environmental and Natural Sciences

CLASS 21 – ENTOMOLOGY & BEES

🔗 4-H Dress code required for interview. Interview required, sign up for interview when entering exhibits.

🔗 Project manuals do not come to the fair.

Best Entomology Exhibit - \$10 sponsored by Shannon McWilliams

Best Bee Entomology Exhibit - \$10 sponsored by Shannon McWilliams

■ Exhibitors should be currently enrolled in one skill level of the entomology project. Exhibit no more than 2 items per level. Exhibit boxes of insect collections should be 18" x 12" for 25 insects and 18" x 24" for 50 insects. Each box should be 3 ½" to 4" deep. Boxes should be covered with Plexiglas that can be removed. Collections should be organized by order.

■ Performance in preparation of each collection shall require adherence to proper pinning and labeling methods as described in the 4-H entomology project materials and other recognized sources. Specimens shall be undamaged, and if moths or butterflies, the wings shall be properly spread. Spreading legs and wings of other groups is not required but shall receive recognition if done. Arrangements shall be neat and uniform in such a manner that anyone examining the collection can understand the groupings. Educational displays may consist of specialized groupings of insects or related to any aspect of insect life. Displays should be presented in a clear, concise, and interesting manner. The purpose of educational displays is to learn more about the importance, life cycles, biology, ecology, diversity, etc., of insects and related arthropods. Subject matter can be as varied as the animals themselves.

Unit 1, Creepy Crawlies

- Lot 1 Collection of at least 25 different kinds of adult insects – mounted, labeled & identified, including at least 5 orders & including the Order Lepidoptera (for first year members in Unit 1)
- Lot 2 Collection of at least 30 different kinds of adult insects (five which you haven't exhibited before) – mounted, labeled & identified including at least five orders (for second year members in Unit 1)
- Lot 3 Collection of at least 35 different kinds of adult insects (five which you haven't exhibited before) – mounted, labeled & identified including at least five orders (for third year member in Unit 1)
- Lot 4 Exhibit or poster of equipment constructed or purchased by the member, use for insect collection & mounting (i.e., collecting net, killing bottle, mounting board, etc.).
- Lot 5 Poster relating to an activity in Unit 1 (i.e., insect behavior, communications, movement, habitats, etc.).
- Lot 6 Any other item

Unit 2: What's Bugging You?

- Lot 7 Exhibit a collection of at least 50 different kinds of insects – mounted, labeled & identified according to Order (for first year members in Unit 2).
- Lot 8 Collection of at least 60 different kinds of adult insects (ten which you haven't exhibited before) – mounted, labeled & identified including at least five orders (for second year members in Unit 2).
- Lot 9 Collection of at least 70 different kinds of adult insects (ten which you haven't exhibited before) – mounted, labeled & identified including at least five orders (for third year members in Unit 2).
- Lot 10 Exhibit or poster of special equipment made as a part of Unit 2, such as a separator, an extractor.
- Lot 11 Poster or display relating to some activity in Unit 2 (for example, insect traps, careers, habitats, etc.).
- Lot 12 Any other item

Unit 3: Dragons, Houses & Other Flies

- Lot 13 Exhibit current collection of 85 insects – mounted, labeled & identified according to Order (for 1st year members in Unit 3).
- Lot 14 Exhibit current collection of 120 insects – mounted, labeled & identified according to Order (for 2nd year members in Unit 3).
- Lot 15 Exhibit current collection of 155 insects – mounted, labeled & identified according to Order (for 3rd year members in Unit 3).
- Lot 16 Poster or display relating to some activity in Unit 3 (i.e., homemade insect key, collection of insect wings, spider's web, behavior, life cycle of an insect, insect control, etc.).
- Lot 17 Experimental project
- Lot 18 Any other item

Independent Study

- Lot 19 Educational Display
- Lot 20 Any other item

CLASS 22 – FORESTRY

↳ 4-H Dress code required for interview. Interview required, sign up for interview when entering exhibits

↳ Project manuals do not come to the fair

Best Forestry Collection - \$10 sponsored by George & Fran Schisler

- To exhibit in this category, you must be currently enrolled in one skill level of the forestry project. In order to complete a year in this project & exhibit at the fair, you should have completed a minimum of 6 achievement program activities during the year.
- Exhibit no more than 2 items per level. If leaves, stems or bark are to be exhibited, they should be identified with a label near the object on the same page. These labels should include 1) proper common name; 2) location (city and/or county) where collected; and 3) date (day, month, & year) collected. When exhibiting after more than one year in the project, group specimens by year collected.
- Educational displays may consist of grouping of leaves, bark, stems, or related to any aspect of forestry. Displays should be presented in a clear, concise & interesting manner. The purpose of educational displays is to learn more about the importance of forest ecosystems and forest life.

Unit 1: Follow the Path

- Lot 1 Exhibit a collection of at least 5 different leaves/needles from either coniferous & deciduous trees living in Montana collected during the year (mounted, labeled & identified according to species.)
- Lot 2 Exhibit a minimum of 5 native Montana trees showing leaf, twig & fruit from each species
- Lot 3 Poster or educational display relating to some activity in Unit 1 (i.e., estimating tree age by rings, parts of a tree, drawing of a root system, forest habitats, forest recreation or others).
- Lot 4 Journal record showing where 10 different leaves/trees are located and the date you found them.
- Lot 5 A photo story of a visit to a state forest or other forest ecosystem
- Lot 6 A leaf chain or dried leaf collage
- Lot 7 Plant in a clear jar showing the root system of a tree seedling
- Lot 8 Any other item

Unit 2: Reach for the Canopy

- Lot 9 Exhibit a collection of at least 10 different leaves/needles from either coniferous & deciduous trees living in Montana collected during the year (mounted, labeled & identified according to species.)
- Lot 10 Exhibit a minimum of 8 native Montana trees showing leaf, twig & fruit from each species.
- Lot 11 Poster or educational display relating to some activity in Unit 2 (i.e., how water moves through a tree, photosynthesis, succession, forest systems or others).
- Lot 12 A photo-journal of your visit to a local park or forest.
- Lot 13 Photo-journal or field guide on the habitat of 10 organisms that use trees.
- Lot 14 Cross section of a tree with explanation of the tree's history
- Lot 15 Exhibit explaining the fire triangle and forest fire prevention.
- Lot 16 Diagram indicating which part of the tree various diseases affect.
- Lot 17 Any other item

Unit 3: Explore the Deep Woods

- Lot 18 Exhibit a collection of at least 20 different leaves/needles from either coniferous & deciduous trees living in Montana collected during the year (mounted, labeled & identified according to species.)
- Lot 19 Exhibit a minimum of 15 native Montana trees showing leaf, twig & fruit from each species.
- Lot 20 Poster or educational display relating to some activity in Unit 3 (i.e., identifying trees by their bark, biomes, forest products or others).
- Lot 21 A photo-journal of your visit with a "tree informant" to a local park or forest.
- Lot 22 Write a taxonomic key for 5 different leaves you have collected.
- Lot 23 Display 5 bark rubbings you have made and the identification of each tree.
- Lot 24 Display showing the "fruits" or "seeds" of at least 10 trees in your area.
- Lot 25 Any other item

Independent Study

- Lot 26 Educational Display
- Lot 27 Any other item

CLASS 23 – OUTDOOR ADVENTURES

👉 4-H Dress code required for interview. Interview required; sign up for interview when entering exhibits.

👉 Project Books do not come to the fair!

Best Outdoor Adventures Exhibit - \$10 sponsored by Blacktail Appliance

- To exhibit in this category, you must be currently enrolled in one skill level of the outdoor adventures project.
- Members may exhibit no more than 2 items per level.

Level 1: Hiking Trails

- Lot 1 Organize and pack a backpack with essential items for a day hike.
- Lot 2 An educational display or poster on selecting the appropriate outdoor clothing.
- Lot 3 A basic first aid kit you prepare for a day hike.
- Lot 4 An educational poster on blister prevention and care.
- Lot 5 An educational display or poster on the Leave No Trace principles.
- Lot 6 An educational poster on good hiking trail etiquette.
- Lot 7 An educational display or poster on how to correctly use a compass.
- Lot 8 An educational display or poster on safety procedures and safe outdoor shelters during dangerous weather conditions.
- Lot 9 An educational display on the observation/study of outdoor plants and animals.
- Lot 10 Any other notebook or educational display related to what you have learned in this project.

Level 2: Camping Adventures

- Lot 11 An educational display or poster on organizing an overnight camping trip.
- Lot 12 An educational display or poster on selecting personal gear for a camping trip.
- Lot 13 An educational display or poster on group gear selection for backpacking for a base camping trip.
- Lot 14 An educational display or poster for demonstrating safe camping tool use.
- Lot 15 An educational display or poster on the different types of camping shelters.
- Lot 16 An educational display of knots useful for camping.
- Lot 17 An educational display on menu planning for a 3-day camping trip including the menu, food preparation supplies, the equipment, and the cleanup techniques you will use.
- Lot 18 An educational display or poster on examining and purifying water.
- Lot 19 Any other notebook or educational display related to what you have learned in this project.

Level 3: Backpacking Expeditions

- Lot 20 An educational display or poster on planning an itinerary for a backpacking trip.
- Lot 21 An educational display on selecting a backpack and personal gear for an overnight expedition.
- Lot 22 An educational display on selecting a backpacking tent and/or ten directions for pitching, striking, and caring for tents and/or create a tent repair kit.
- Lot 23 An educational display or poster on non-tent backpacking shelters.
- Lot 24 An educational display on menu planning for a 3-day backpacking trip including the menu, food requirements, food preparation supplies and equipment and clean-up techniques you will use.
- Lot 25 An educational display or poster adapting Leave No Trace principles to different biomes/environments.
- Lot 26 Create a game to help everyone learn more about backpacking and the environment.
- Lot 27 Develop a personal conditioning program to get in shape for an extended backpacking trek.
- Lot 28 An educational display or poster on the use of a topographic map, compass and using triangulation to find a location.
- Lot 29 An educational display or poster on preparing for emergency procedures in remote areas and or backcountry first aid kit.
- Lot 30 Any other notebook or educational display related to what you have learned in this project.

CLASS 24 –SHOOTING SPORTS

↳ 4-H Dress code required for interview. Interview required, sign up for interview when entering exhibits.

↳ Project manuals do not come to the fair.

Archery

Grand Champion Primitive, JR – Plaque sponsored by Knox Appraisal, Bill & Cathy Knox

Grand Champion Primitive, SR – Plaque sponsored by Doering Trusses

Reserve Champion Primitive, SR - \$5 sponsored by Glory Be Rabbitry

Grand Champion Barebow, SS – Plaque sponsored by Knox Appraisal, Bill & Cathy Knox

Reserve Champion Barebow, SS - \$5 sponsored by Doering Trusses

Grand Champion Barebow, JR – Plaque sponsored by Knox Appraisal, Bill & Cathy Knox

Reserve Champion Barebow, JR - \$5 sponsored by Bob & Jeanne Gunderson

Grand Champion Barebow, SR – Plaque sponsored by Ed & Barb Malesich

Reserve Champion Barebow, SR - \$5 sponsored by Helle Livestock

Grand Champion Bow Hunter, SS – Plaque sponsored by Beaverhead Archery Club

Grand Champion Bow Hunter, JR – Plaque sponsored by MD & Heidi Peterson

Reserve Champion Bow Hunter JR - \$5 sponsored by Doering Trusses

Grand Champion Bow Hunter, SR – Plaque sponsored by Doering Trusses

Reserve Champion Bow Hunter, SR - \$5 sponsored by Eric & Starr VanDalen

Grand Champion Olympic Recurve, SR – Plaque sponsored by Badger Archery

Reserve Champion Olympic Recurve, SR - \$5 sponsored by MD & Heidi Peterson

Most Improved

Most Improved Archer – Plaque sponsored by Beaverhead Co. 4-H Shooting Sports Leaders

Most Improved Air Rifle Shooter – Plaque sponsored by Beaverhead Co. 4-H Shooting Sports Leaders

Air Pistol

Grand Champion Pistol, SS – Plaque sponsored by Bill & Judy Staudenmeyer

Reserve Champion Pistol, SS - \$5 sponsored by Glory Be Rabbitry

Grand Champion Pistol, JR – Plaque sponsored by MD & Heidi Peterson

Reserve Champion Pistol, JR - \$5 sponsored by Glory Be Rabbitry

Grand Champion Pistol, SR – Plaque sponsored by Ed & Barb Malesich

Reserve Champion Pistol, SR - \$5 sponsored by MD & Heidi Peterson

Air Rifle

Grand Champion Sporter Prone, SS – Plaque sponsored by SWMT Friends of NRA

Reserve Champion Sporter Prone, SS - \$5 sponsored by Beaverhead County 4-H Council

Grand Champion Sporter Prone, JR - Plaque sponsored by SWMT Friends of NRA

Reserve Champion Sporter Prone, JR - \$5 sponsored by Beaverhead County 4-H Council

Grand Champion Sporter Prone, SR - Plaque sponsored by Glory Be Rabbitry

Reserve Champion Sporter Prone, SR - \$5 sponsored by Beaverhead County 4-H Council

Grand Champion Sporter 3-P, SR – Plaque sponsored by Bob & Diane Hutton

Reserve Grand Champion Sporter 3-P, SR – \$5 sponsored by Ed & Barb Malesich

Grand Champion Sporter Standing, SR - Plaque sponsored by SWMT Friends of NRA

Reserve Champion Sporter Standing, SR - \$5 sponsored by Glory Be Rabbitry

4-H Building Exhibits:

Best Archery Display - \$10 sponsored by ★ **Sponsor needed** ★

Best Archery Notebook - \$10 sponsored by ★ **Sponsor needed** ★

Best Air Rifle Display - \$10 sponsored by Brad & Trudi Korpi

Best Air Rifle Notebook - \$10 sponsored by Brad & Trudi Korpi

Best Shotgun Display - \$10 sponsored by ★ **Sponsor needed** ★

Best Shotgun Notebook - \$10 sponsored by ★ **Sponsor needed** ★

4-H Building Exhibits:

Lot 1 Display & Interview

Lot 2 Notebook & Interview

Lot 3 Article & Interview

CLASS 25 – SPORT FISHING

👉 4-H Dress code required for interview. Interview required, sign up for interview when entering exhibits.

👉 Project manuals do not come to the fair.

Best Sport Fishing Exhibit *in memory of Tony Schoonen* - \$10 sponsored by Corey & Noelle Meier

Unit 1: Take the Bait

- Lot 1 Picture poster showing what you have learned about sport fishing.
- Lot 2 Display of lures and/or flies that you have made.
- Lot 3 An educational display related to what you have learned about different types of fish.
- Lot 4 An educational display related to what you have learned about fishing or angling.
- Lot 5 Display of your fishing log or casting record
- Lot 6 Display of common fishing tackle equipment
- Lot 7 Display of basic fishing knots
- Lot 8 Display of 3 rigging systems
- Lot 9 Any educational display related to what you have learned in this project.

Unit 2: Reel in the Fun

- Lot 10 An educational display comparing the different types of casting techniques.
- Lot 11 Display of lures and/or flies that you have made.
- Lot 12 Display of your fishing log or casting record
- Lot 13 An educational display identifying the different parts of a fish.
- Lot 14 An educational display of your favorite fish recipes
- Lot 15 Exhibit of your own hand-made fishing wallet
- Lot 16 Display of at least six intermediate fishing knots (i.e., trilene, surgeon's, uni-knot, world's fair knot, two-fold open & blood knot).
- Lot 17 An educational display related to what you have learned about different types of fish.
- Lot 18 Any educational display related to what you have learned in this project.

Unit 3: Cast Into the Future

- Lot 19 An educational display showing how you've introduced a friend to fishing.
- Lot 20 An educational display showing the four different types of reels.
- Lot 21 An educational display of artificial flies and lures you have made.
- Lot 22 An educational display of the different sizes and types of hooks
- Lot 23 An educational display showing at least 8 kinds of aquatic insects.
- Lot 24 An educational display about fishing habitats
- Lot 25 An educational display about fishing ethics
- Lot 26 A display of your fishing journal
- Lot 27 An educational display about the different kinds of fish found in Montana.
- Lot 28 Any educational display related to what you have learned in this project.

CLASS 26 – WILDLIFE

- ↳ Interview required, sign up for interview when entering exhibits.
- ↳ 4-H Dress code required for interview
- ↳ Project manuals do not come to the fair.

Best Wildlife Exhibit - \$10 sponsored by Graeme & Beverly McDougal

Best Wildlife Award - \$10 sponsored by Beaverhead Conservation District

Wildlife Science 1

- Lot 1 An educational display or poster on basic animal needs
- Lot 2 An educational display or poster on mammal traits
- Lot 3 An educational display or poster on bird traits
- Lot 4 An educational display or poster on fish traits
- Lot 5 An educational display or poster on reptile traits
- Lot 6 An educational display or post on amphibian traits
- Lot 7 Sets of homemade wildlife flashcards
- Lot 8 Homemade squirrel feeder, bird feeder and/or hummingbird feeder
- Lot 9 Homemade bird bath
- Lot 10 Notebook or journal related to this project.
- Lot 11 Sketch/clay model of your fish adaptation
- Lot 12 Any other educational display related to what you have learned in this project.

Wildlife Science 2

- Lot 13 An educational display or poster on a pioneer in wildlife conservation
- Lot 14 An educational display or poster about a wildlife observation hike - can include a journal, sketches and/or photos.
- Lot 15 A track trap display - can include a journal, sketches and/or photos.
- Lot 16 Plaster cast of a footprint
- Lot 17 A report and/or a poster exhibit on the environmental impact of climate change on a wildlife species.
- Lot 18 An educational display or poster on wildlife careers
- Lot 19 Build a wildlife house. Include daily observations of house in use.
- Lot 20 Conduct an interview with a wildlife professional
- Lot 21 An educational display or poster on degrees of endangerment and/or terms of species condition and/or the value of wetlands
- Lot 22 A poster or diorama showing the habitat of two mammal species.
- Lot 23 Create a presentation on how mammals survive cold winters.
- Lot 24 Create your own habitat game.
- Lot 25 A poster or diorama showing the needs and habitat of bird species you've studied.
- Lot 26 An educational display or poster on bird migrations.
- Lot 27 A poster or diorama showing the needs and habitat of fish you've studied.
- Lot 28 A water quality study of a local stream
- Lot 29 An educational display or poster pertaining to fish that live in ponds or lakes.
- Lot 30 An educational display or poster on heat and cold survival for reptiles and/or amphibians.
- Lot 31 Notebook or journal related to this project.
- Lot 32 Any other educational display related to what you have learned in this project.

Wildlife Additional Projects (i.e., Owls, Furbearers, Big-Game, Non-Game, Waterfowl, etc.)

- Lot 33 Wildlife Display
- Lot 34 Wildlife Notebook

Division IV – Family & Consumer Science

CLASS 27 – BABYSITTING

👉 4-H Dress code required for interview. Interview required, sign up for interview when entering exhibits.

👉 Project manuals do not come to the fair.

Best Babysitting Exhibit - \$10 sponsored by Mike & Penny Raffety

- Lot 1 Babysitters Magic Bag
- Lot 2 Boo Boo Bunny
- Lot 3 First Aid Kit
- Lot 4 An educational display or poster about the Six Pillars of Character
- Lot 5 An educational display or poster about babysitting safety, fire safety, poisoning or choking.
- Lot 6 An educational display or poster on First Aid
- Lot 7 An educational display or poster on the stages of child development
- Lot 8 An educational display or poster on nutrition or entertainment of children
- Lot 9 An educational display or poster about babysitting as a business
- Lot 10 Any other item related to the project.

CLASS 28 – FAMILY ADVENTURES

👉 4-H Dress code required for interview. Interview required, sign up for interview when entering exhibits

Best Family Adventure Exhibit - \$10 sponsored by ★ Sponsor Needed ★

- Lot 1 Project notebook (may include project manual)
- Lot 2 Project Display
- Lot 3 Scrapbook/Photo Album
- Lot 4 Other, of choice

CLASS 29 – HOME ENVIRONMENT

↳ 4-H Dress code required for interview. Interview required, sign up for interview when entering exhibits

↳ Project manuals do not come to the fair

Best Home Environment Exhibit - \$10 sponsored by Beaverhead Electric

Home Environment, Level 1 – The Basic Touch

- Lot 1 An educational display or poster on design elements
- Lot 2 An educational display or poster on principles of design
- Lot 3 An educational display or poster on career fields for designers
- Lot 4 Use of color scheme (item, educational poster, etc.)
- Lot 5 Sample board of paint techniques
- Lot 6 Item that you used a painting technique on
- Lot 7 Use of wall treatments involving paint
- Lot 8 An educational display or poster on wall coverings
- Lot 9 A decorated small scale model house or dollhouse
- Lot 10 An educational display or poster on carpets
- Lot 11 A rug you painted or made
- Lot 12 An educational display or poster on problem windows
- Lot 13 A window treatment
- Lot 14 Your portfolio
- Lot 15 Any exhibit related to the project

CLASS 29 – HOME ENVIRONMENT (cont.)

Home Environment, Level 2 – The Distinctive Touch

- Lot 16 An educational display or poster on furniture styles
- Lot 17 An educational display or poster on finding your style/style you like best
- Lot 18 Item made to meet a need or want
- Lot 19 Room floor plan
- Lot 20 Design board or 3D model of room arrangement
- Lot 21 “Budget” item
- Lot 22 An educational display or poster on shopping for quality wood
- Lot 23 Refurbished wood item
- Lot 24 Headboard, stool, bench, bookcase or shelf you designed and made from used wood
- Lot 25 A soft furnishing from fabric
- Lot 26 A no-sew fabric project (i.e., headboard or canopy)
- Lot 27 Storage item
- Lot 28 An educational display or poster about care techniques for furnishings
- Lot 29 A restored or refinished wooden item
- Lot 30 Your portfolio
- Lot 31 Any exhibit related to the project

Home Environment, Level 3 – The Finishing Touch

- Lot 32 An educational display or poster on selecting and arranging accessories
- Lot 33 A room accessory that you made
- Lot 34 An educational display or poster on wall, tabletop or shelf arrangement guidelines
- Lot 35 A safe lamp shade
- Lot 36 Lamp made with a purchased lamp kit and of found items
- Lot 37 A folded screen you created
- Lot 38 Your portfolio
- Lot 39 Any exhibit related to the project

Home Environment, Level 4 – The Environmental Touch

- Lot 40 An educational display or poster on fossil fuels or greenhouse effect or energy use in homes
- Lot 41 An educational display or poster on careers in energy and environmental areas
- Lot 42 An educational display or poster on saving energy
- Lot 43 An energy saving item you invented or made
- Lot 44 Model of an energy efficient house
- Lot 45 An educational display or poster on the wise use of natural resources
- Lot 46 A water-saving item you created

- Lot 47 An educational display or poster on solar energy
- Lot 48 Model of a passive solar house
- Lot 49 An energy efficient window treatment
- Lot 50 Model of a simple passive solar hot water heater
- Lot 51 An educational display or poster on wind energy
- Lot 52 A small wind turbine model
- Lot 53 An educational display or poster about recycling
- Lot 54 Item made from used or found objects
- Lot 55 An educational display or poster on carbon footprints
- Lot 56 Your portfolio
- Lot 57 Any exhibit related to the project

CLASS 30 – SEWING & TEXTILES

- ↳ Interview required, sign up for interview when entering exhibits.
- ↳ Project manuals do not come to the fair.
- ↳ 4-H Dress code required for interview

Best Display, Overall - \$35 *in memory of Ann Reynolds* sponsored by Reynolds Family

Best Educational Display - \$10 sponsored by Mike & Penny Raffety

Best Knitted Exhibit - \$10 sponsored by Benson Ranch

Best Quilted Exhibit - \$10 sponsored by High Peaks Federal Credit Union

Reserve Quilted Exhibit - \$5 in memory of Ann Reynolds sponsored by Reynolds Family

Best Quilted First Year Project - \$10 *in memory of Esther Mooney* sponsored by
Randy & Annie Rorabaugh and Mike Coleman Construction, Inc.

Best Counted Cross Stitch Exhibit - \$10 gift certificate sponsored by The Gallery

Best Crocheted Exhibit - \$10 *in memory of Elsie Laden*, sponsored by Beaverhead 7-Up Ranch

Best Embroidery Exhibit - \$10 sponsored by George & Frances Schisler

Best First Year Sewing Award – Filled Sewing Basket sponsored by Matt & Jody Bowman

Best Outfit or Ensemble - \$10 sponsored by Brad & Trudi Korpi

Best Clothing Exhibit, SS - \$15 *in memory of Ann Reynolds* sponsored by Reynolds Family

Best Clothing Exhibit, JR - \$10 sponsored by George & Frances Schisler

Best Clothing Exhibit, SR - \$10 *in memory of Elsie Laden*, sponsored by Beaverhead 7-Up Ranch

Best Used Recycled Blue Jean Exhibit - \$10 sponsored by Angie & Mark Kambich

Best Used Recycled Blue Jean Craft - \$10 sponsored by Angie & Mark Kambich

Best Used Recycled Blue Jean Outfit - \$10 sponsored by Angie & Mark Kambich

Best Used Recycled Blue Jean Quilt - \$10 sponsored by Angie & Mark Kambich

Style Review Held before the Fair

Style Revue Grand Champion, SS - Trophy sponsored by Beaverhead County 4-H Council

Style Revue Grand Champion, JR - Trophy sponsored by Beaverhead County 4-H Council

Style Revue Grand Champion, SR - Trophy sponsored by Beaverhead County 4-H Council

Style Revue Best Model - Trophy sponsored by Beaverhead County 4-H Council

Style Revue, Outstanding Garment Overall - \$10 sponsored by High Peaks Federal Credit Union

Style Revue, Best Garment, SS - \$10 sponsored by George & Frances Schisler

Style Revue, Best Garment, JR - \$10 sponsored by George & Frances Schisler

Style Revue, Best Garment, SR - \$10 sponsored by George & Frances Schisler

Style Revue, Best Quilted Exhibit - \$10 sponsored by Randy & Annie Rorabaugh

- Exhibitors may only enter projects that they have covered in their skill level sewing manuals or previous manuals.
- Serged items can be added after required exhibits are filled.
- Exhibit no more than four (4) items in each level. Only one exhibit per lot number, except Lots 45, 93, 126 & 128

Maker's Guide / 4-H STEAM Clothing Level 1 – FUNdamentals / Sew Exciting Lv. 1

Lot 1	Fringed woven placemat	Lot 17	Needle book
Lot 2	Apron	Lot 18	Tote bag
Lot 3	Oven mitt / potholder	Lot 19	Zipper pouch
Lot 4	Holiday stocking	Lot 20	Scrunchie
Lot 5	Bean bag game / rice bag	Lot 21	Headband
Lot 6	Game board	Lot 22	Fabric belt
Lot 7	Crayon roll	Lot 23	Color swatch color wheel
Lot 8	Other roll pouch	Lot 24	Beach towel
Lot 9	Book cover	Lot 25	Display or exhibit related to sewing tools.
Lot 10	Pillowcase with band	Lot 26	Display of fabrics using primary, analogous, complementary, and tertiary color schemes.
Lot 11	Pillow	Lot 27	Display of fabrics illustrating intensity and value.
Lot 12	Wallet	Lot 28	Display related to fabric scavenger hunt, label fabrics by woven, knit and nonwoven and fiber content.
Lot 13	Pajama pants	Lot 29	Display related to sewing machine parts.
Lot 14	T-shirt redesign	Lot 30	Textile file with swatches of fabrics and fabric identification card
Lot 15	Scissor case/sheath	Lot 31	Fiber content experiment and results
Lot 16	Pin cushion	Lot 32	Fiber zap (static electricity) experiment and results

4-H STEAM Clothing Level 1 – FUNdamentals / Sew Exciting Lv. 1 (continued)

- Lot 33 Soak it up experiment and results
- Lot 34 Natural or synthetic fiber experiment and results
- Lot 35 Exhibit or sampler of seam finishes
- Lot 36 Sample of five hand stitches
- Lot 37 Refashioned clothing item
- Lot 38 Consumer comparison display related to clothing or a sewing home decoration item.
- Lot 39 Display related to a community service project based on sewing.
- Lot 40 Travel kit, sewing kit, knitting kit, jewelry kit &/or walker kit.
- Lot 41 Travel bag
- Lot 42 Laundry bag
- Lot 43 Nine patch pillow
- Lot 44 Sewing portfolio
- Lot 45 Any other item or display not listed.

4-H STEAM Clothing Level 2 – Simply Sewing

- Lot 46 Display related to stripes as a design feature.
- Lot 47 Display related to print fabrics and design features.
- Lot 48 Display of pressing tools with labels on uses.
- Lot 49 Handmade tailor's ham
- Lot 50 Handmade sleeve board
- Lot 51 Knit scarf from recycled fabrics
- Lot 52 Textile file with swatches of fabric and fabric identification card
- Lot 53 Burn test experiment and results
- Lot 54 Chemical test experiment and results
- Lot 55 Break it down environmental impact of textiles experiment and results
- Lot 56 Detergent experiment comparison results
- Lot 57 Holding it together experiment and results.
- Lot 58 Melting and color experiment and results
- Lot 59 Seam finishes sampler
- Lot 60 Display of darts, curves and gathering.
- Lot 61 Sampler of sewn buttonholes and sewn on buttons.
- Lot 62 Sampler of hand stitches
- Lot 63 Hand hemming techniques
- Lot 64 Display related to types of interfacing, when and where to use.
- Lot 65 Sampler of lap zipper
- Lot 66 Sampler of invisible zipper
- Lot 67 Sampler of fly front zipper
- Lot 68 Sampler of centered zipper
- Lot 69 Sampler of exposed zipper
- Lot 70 Sampler with at least two styles of pockets

4-H STEAM Clothing Level 2 – Simply Sewing (continued)

- Lot 71 Shirt made with set in sleeve.
- Lot 72 Shirt sewn with raglan sleeve.
- Lot 73 Shirt sewn with kimono sleeve.
- Lot 74 Shirt sewn with dolman sleeve.
- Lot 75 Item sewn with cuff and placket.
- Lot 76 Item sewn with collar.
- Lot 77 Item sewn with waistband.
- Lot 78 Item sewn with faced waistline.
- Lot 89 Cost analysis of sewing project
- Lot 90 Cost comparison of sewing project.
- Lot 91 Patchwork pillow or any other sewing project that uses more than one type of fabric or is divided by seam lines to allow for different fabric choices.

- Lot 92 Sewing portfolio
- Lot 93 Any other item not listed.

4-H STEAM Clothing Level 3 – A Stitch Further

- Lot 94 Too large of a shirt resized to fit using serger.
- Lot 95 Display related to pressing tools and uses.
- Lot 96 Textile file with swatches of fabric and identification card.
- Lot 97 Natural vs. synthetic experiment and results
- Lot 98 Detergent experiment homemade vs. commercial
- Lot 99 Display related to textile laundering
- Lot 100 Suitable swimsuit material experiment and results
- Lot 101 Item sewn from swimsuit fabric
- Lot 102 Item sewn using interfacing
- Lot 103 Item sewn using lining.
- Lot 104 Item sewn using wool.
- Lot 105 Item sewn with velvet.
- Lot 106 Item sewn with vinyl.
- Lot 107 Item sewn with leather.
- Lot 108 Item sewn from a fabric with repeating patterns.
- Lot 109 Design comparison
- Lot 110 Recycled or refashions sewing project
- Lot 111 Project planning notebook or display
- Lot 112 Item made with French seams
- Lot 113 Item made with flat felled seams
- Lot 114 Item sewn using boning
- Lot 115 Item sewn or sampler of a rolled hem.
- Lot 116 Item sewn featuring an invisible zipper.
- Lot 117 Item sewn with a tailored lapel.
- Lot 118 Item sewn with a tailored sleeve and/or shoulder pads.
- Lot 119 Sampler of buttonholes and buttons sewn (bound buttonhole)
- Lot 120 Item sewn using one or more couture techniques.
- Lot 121 Display related to sewing community service project.
- Lot 122 Sewing entrepreneur project
- Lot 123 Sewing business plan
- Lot 124 Display related to accessorizing outfits either handmade or purchased.
- Lot 125 Sewing Portfolio
- Lot 126 Any other item not listed.

Independent Study – Sewing

- Lot 127 Educational display
- Lot 128 Any other construction.
(up to 4 items in lot)

Blue Jean Recycled Exhibit

- Lot 129 Blue Jean, Quilting Exhibit
- Lot 130 Blue Jean, Sewing Exhibit
- Lot 131 Blue Jean, Arts & Crafts Exhibit
- Lot 132 Blue Jean, Other

CLASS 30 – SEWING & TEXTILES (cont.)

Ready to Wear, Level 1 Shopping in Style

- Lot 150 Photo collage that illustrates your favorite trend with paragraph description.
- Lot 151 Photo collage that illustrates a trend suited for your body type with paragraph description.
- Lot 152 An educational poster or display about fads and/or fashions through the years.
- Lot 153 An educational poster or display on cultural influences in clothing.
- Lot 154 An educational poster or display on analyzing figure types.
- Lot 155 An educational poster or display on color analysis and selection.
- Lot 156 An educational poster or display on use of lines in clothing design.
- Lot 157 An educational poster or display on fabric analysis and selection.
- Lot 158 An educational poster or display on the influence of advertising.
- Lot 159 An educational poster or display on financial management (cash, credit, layaway, CPW and/or sales)
- Lot 160 An educational poster or display on understanding clothing labels (fabric care, stain care, sorting, etc.)
- Lot 161 First aid kit for clothing and/or poster/display on clothing care and repair
- Lot 162 An educational poster or display on preparing for a fashion show.
- Lot 163 An educational poster or display on careers in the fashion industry.
- Lot 164 Any other exhibited related to this project

Knitting Made Easy

- Lot K1 Beginning, may enter up to 3 different items.
- Lot K2 Intermediate, may enter up to 3 different items.
- Lot K3 Advanced, may enter up to 3 different items.

Crochet

- Lot C1 Beginning, may enter up to 3 different items.
- Lot C2 Advanced, may enter up to 3 different items.

Wool – only one item each

- Lot W1 Superstarter, 60% wool content
- Lot W2 Junior, 60% wool content
- Lot W3 Senior, 60% wool content

Embroidery (items should not be framed or matted to facilitate judge)

- Lot E1 Beginning, may enter up to 3 different items.
- Lot E2 Intermediate, may enter up to 3 different items.
- Lot E3 Advanced, may enter up to 3 different items.

4-H Make It With Wool Contest 4-H & Open

**5" x 5" swatch must be submitted by
August 15 for testing**

Name: _____

Address: _____

**Entries due August 15. Please submit to:
Beaverhead County Fair
2 S. Pacific, #4
Dillon, MT 59725**

CLASS 31 – QUILTING, PATCHWORK & APPLIQUÉ

Beginning – You Can Quilt

- Lot 1 An educational poster or display on basic quilting tools/supplies.
- Lot 2 An educational poster or display using fabric swatches and color wheel for a quilt.
- Lot 3 An educational poster or display on rotary cutter safety.
- Lot 4 An educational poster or display showing the steps for sewing a quilt top.
- Lot 5 An educational poster or display on the types of batting and the best use of each.
- Lot 6 An educational poster or display on hand tying a quilt.
- Lot 7 Potholder showing the binding technique from the project book.
- Lot 8 A four patch quilt
- Lot 9 A rail fence quilt
- Lot 10 Any other poster, display or exhibit related to the project.

Intermediate Quilting – Creative Corners

- Lot 11 Set of 4 placemats
- Lot 12 Autograph pillow
- Lot 13 Twin or double size quilt
- Lot 14 Wall hanging
- Lot 15 Table runner
- Lot 16 Baby or lap size quilt
- Lot 17 Queen or larger size quilt
- Lot 18 An educational poster or display showing the techniques of finishing a quilt.
- Lot 19 Any other poster, display or exhibit related to the project.

Advanced Quilting – Terrific Triangles

- Lot 20 Table runner
- Lot 21 Wall hanging
- Lot 22 Any size quilt
- Lot 23 Tote bag or purse
- Lot 24 Set of 2 pillow shams
- Lot 25 An educational display showing one of the challenges for the Terrific Triangles project level.
- Lot 26 Any other poster, display or exhibit related to the project.

Independent Study

- Lot 27 Any educational display or exhibit within the Sewing and Textile – Quilting Project, Independent Study (up to 3 different items)

Division V – Plant Sciences

CLASS 32 – GARDENING

- ↳ 4-H Dress code required for interview, Interview required, sign up for interview when entering exhibits
- ↳ Project manuals do not come to the fair.
- ↳ Exhibitors must use only flowers/vegetables grown in their own garden.

Champion Vegetable Exhibit - \$10 sponsored by George & Frances Schisler

Champion Fruit Exhibit - \$10 sponsored by George & Frances Schisler

Best Decorated Display of Vegetables - \$10 sponsored by Dr. Hunt & Dr. Wilson

Best Educational Gardening Display - \$10 sponsored by Mike & Penny Raffety

Flower Arrangements - \$10 sponsored by Rocky Mountain ATM's

Best Herb - \$10 sponsored by Mike & Penny Raffety

- ↳ Two entries per lot number, for Lots 1-9
- ↳ Only one entry per lot number, for Lots 100 – 190
- ↳ Vegetables must be clean and displayed neatly on paper plates and slipped into plastic bags, if they fit. Exhibits will be judged for uniformity, variety characteristics, and freedom from disease, insects, and injury, as well as knowledge of the member being interviewed.

- Lot 1 Flowers – Annual
- Lot 2 Flowers – Perennial
- Lot 3 Flower Arrangements – Line; Mass; Line-Mass
- Lot 4 Houseplants
- Lot 5 Dish Gardens (including cactus or succulent gardens)
- Lot 6 Container Vegetables
- Lot 7 Terrariums
- Lot 8 Landscape Projects
- Lot 9 Garden plan
- Lot 10 Garden tool display/safety
- Lot 11 Seed germination display
- Lot 12 Worm composting display
- Lot 13 Samples of preserved produce
- Lot 14 Hydroponic project
- Lot 15 Composting display
- Lot 16 Soil sampling and testing display
- Lot 17 Garden pest display
- Lot 18 Plant disease display
- Lot 19 Horticulture career display
- Lot 20 Preserved produce from your garden (canning, pickling, drying)
- Lot 21 Garden record (irrigation/rainfall, fertilization, etc.)
- Lot 22 Photos of vegetable garden from previous season
- Lot 23 Pollinator Display
- Lot 24 Integrated Pest Management display
- Lot 25 Beneficial insect display
- Lot 26 Any other item related to the project level.

CLASS 32 – GARDENING (cont.)

Lot 100 Beans, dwarf horticulture, ½” stem (3)
 Lot 101 Beans, green snap, ½” stem (3)
 Lot 102 Beans, yellow wax, ½” stem (3)
 Lot 103 Beans, pole, ½” stem (3)
 Lot 104 Beans, purple, ½” stem (3)
 Lot 105 Beets, ½” stem (3)
 Lot 106 Broccoli (1 head)
 Lot 107 Cabbage, flat (1 head)
 Lot 108 Cabbage, pointed (1 head)
 Lot 109 Cabbage, red (1 head)
 Lot 110 Cabbage, round (1 head)
 Lot 111 Cabbage, largest by weight
 Lot 112 Carrots, long, above 4” (3)
 Lot 113 Carrots, short 4” (3)
 Lot 114 Cauliflower (1 head)
 Lot 115 Celery (1 bunch with crown)
 Lot 116 Corn, 3 ears (husks on)
 Lot 117 Cucumbers, pickling, under 4” (3)
 Lot 118 Cucumbers, pickling, 4 to 6” (3)
 Lot 119 Cucumber, slicing, stem on (3)
 Lot 120 Dill plant, with roots (3)
 Lot 121 Eggplant (1)
 Lot 122 Garlic (2)
 Lot 123 Gourd (1)
 Lot 124 Gourd Mixture (3)
 Lot 125 Spearmint (1 bunch)
 Lot 126 Basil (1 bunch)
 Lot 127 Sage (1 bunch)
 Lot 128 Tarragon (1 bunch)
 Lot 129 Chives (1 bunch)
 Lot 130 Thyme (1 bunch)
 Lot 131 Lavender (1 bunch)
 Lot 132 Oregano (1 bunch)
 Lot 133 Rosemary (1 bunch)
 Lot 134 Other Herbs (1 bunch)
 Lot 135 Kohlrabi (2)
 Lot 136 Leeks (3)
 Lot 137 Lettuce, leaf bunch with crown (1)
 Lot 138 Lettuce, (1 head)
 Lot 139 Onions, green, 6” stem (3)
 Lot 140 Onions, red (3)
 Lot 141 Onions, yellow (3)
 Lot 142 Onions, white (3)
 Lot 143 Parsley (1 bunch with crown)
 Lot 144 Parsnips (3)

See Open
Rules for
displaying
herbs.

Lot 145 Peas (3 pods)
 Lot 146 Peas, edible pods (3)
 Lot 147 Peppers, green (2)
 Lot 148 Peppers, red (2)
 Lot 149 Peppers, yellow (2)
 Lot 150 Peppers, bell (2)
 Lot 151 Potatoes (3)
 Lot 152 Pumpkin (1)
 Lot 153 Pumpkin largest by weight
 Lot 154 Radishes (3)
 Lot 155 Rhubarb (3 stems)
 Lot 156 Rutabagas (2)
 Lot 157 Spinach, 1 bunch with crown
 Lot 158 Squash, banana (1)
 Lot 159 Squash, buttercup (1)
 Lot 160 Squash, hubbard (1)
 Lot 161 Squash, summer yellow (1)
 Lot 162 Squash, zucchini or cocozella (1)
 Lot 163 Squash, other not listed (1)
 Lot 164 Squash, largest by weight
 Lot 165 Swiss chard
 Lot 166 Tomatoes, green, with stem (3)
 Lot 167 Tomatoes, ripe, no stem (3)
 Lot 168 Tomatoes, cherry, green w/stem (3)
 Lot 169 Tomatoes, cherry, ripe no stem (3)
 Lot 170 Tomatoes, pear (3)
 Lot 171 Turnips (3)
 Lot 172 Other leaf crops, not listed (1)
 Lot 173 Other root crops, not listed (1)
 Lot 174 Plate of Transparent apples (3)
 Lot 175 Plate of Dutchess apples (3)
 Lot 176 Red Barron Apples (3)
 Lot 177 Plate of plums (3)
 Lot 178 Plate of Yellow Crabapples (3)
 Lot 179 Plate of Red Crabapples (3)
 Lot 180 Plate of Whitney Crabapples (3)
 Lot 181 Sour Cherries (12)
 Lot 182 Red Currants (12)
 Lot 183 Strawberries (12)
 Lot 184 Raspberries (12)
 Lot 185 Gooseberries (12)
 Lot 186 Black Raspberries (12)
 Lot 187 Other fruit, not listed
 Lot 188 Other apples (3)
 Lot 189 Chokecherries (3)
 Lot 190 Decorated display of Vegetable

CLASS 33 – RANGE SCIENCE MANAGEMENT

👉 4-H Dress code required for interview. Interview required, sign up for interview when entering exhibits.

- All plant collections should be dry mounted, named & bound in notebook.
- All plants must be mounted on approximate size mounting as outlined in the project manual.

Best Range Collection, JR. - \$10 sponsored by Kiwanis Club of Dillon

Best Range Collection, SR. - \$10 sponsored by Smith 6-S Livestock

Best Range Award - \$10 sponsored by Beaverhead Conservation District

- Lot 1 Notebook containing 4-H Youth Range Manual, Worksheets & plant mounting as outlined in Unit 1
- Lot 2 Notebook containing 4-H Youth Range Manual, Worksheets & plant mountings as outlined in Unit 2
- Lot 3 Plant Collection as required in 4-H Youth Range Manual, Unit 2
- Lot 4 Notebook containing 4-H Youth Range Manual & Worksheets as outlined in Unit 3
- Lot 5 Plant Collection as required in 4-H Youth Range Manual, Unit 3
- Lot 6 Notebook containing 4-H Youth Range Manual & Worksheets as outlined in Unit 4
- Lot 7 Plant Collection as required in 4-H Youth Range Manual, Unit 4
- Lot 8 Notebook containing 4-H Youth Range Manual & Worksheets as outlined in Unit 5
- Lot 9 Plant Collection as required in 4-H Youth Range Manual, Unit 5
- Lot 10 A comparable self-determined Range Project approved by the County Agent.
- Lot 11 Display of important native range plants and forage values.
- Lot 12 Display of introduced grasses of range re-seeding.
- Lot 13 Display or presentation that teaches about plant morphology.
- Lot 14 Display, presentation or video discussing the benefits of rangelands.
- Lot 15 Show how to identify a rangeland plant using a key.
- Lot 16 Display or presentation on the rangeland types of the U.S.
- Lot 17 Display, presentation, or video on how climate impacts rangelands.
- Lot 18 Any other educational exhibit related to this project.

Rangeland Plants Exhibit & Identification Contest



Friday, August 29th, 📍 1 pm – 5 pm

sponsored by Beaverhead Conservation District

Can you name the plants that inhabit our rangelands? They provide food and habitat for animals and protect our watersheds from soil erosion. Some even have medicinal uses!

Participants can compete for prizes in a plant identification contest, or just walk through the exhibit to learn about the native plants and weedy invaders of rangelands.

📍 Location TBA (near the sheep barn)

📍 Open to All ages!

Division VI – Communication and Expressive Art

CLASS 34 – COWBOY POETRY

↳ 4-H Dress code required for interview. Interview required, sign up for interview when entering exhibits.

↳ Project manuals do not come to the fair.

Best Cowboy Poetry - \$10 *in memory of Rick Kuntz*

- To exhibit in this category, you must be currently enrolled in the 4-H Cowboy Poetry project. There is only one level in this project, and it is self-paced. Project books and records are not to be exhibited or judged.

- Lot 1 Exhibit any 3 original poems consisting of at least one four-line stanza written by you during this current year.
- Lot 2 A poster showing what you have learned about cowboy poetry.
- Lot 3 Display of at least 3 original poems written by you during the current year.
- Lot 4 An educational display related to what you have learned about rhyme schemes or meter.
- Lot 5 An educational display about some of the classic cowboy poets.
- Lot 6 An educational display about Western culture or history, especially about your local area.
- Lot 7 Display of examples of cowboy poetry you have found in your local library.
- Lot 8 A photo story of your participation in a cowboy poetry gathering.
- Lot 9 A photo story showing you teaching others to write and recite their own original poetry.
- Lot 10 Any educational display related to what you have learned in this project.

CLASS 28 – LEATHERCRAFT

↳ Project manuals do not come to the fair.

↳ 4-H Dress code required for interview. Interview required, sign up for interview when entering exhibits.

Best Leather Exhibit - \$10 sponsored by Frecker's Saddlery

Best Individual Item in Leathercraft - \$10 sponsored by Ed & Barb Malesich

Best 1st Year Project, Unit 1 - \$10 sponsored by Bob & Diane Hutton

Best 1st Year, Unit 8 - \$10 sponsored by Gerri Coon

Best Leathercraft Educational Display - \$10 sponsored by Mike & Penny Raffety

- Units 1 & 2: enter an exhibit board which contains the 3 samples and 2 other articles as listed in the project manual. The exhibit board should be an appropriate size, preferably pegboard to which you attach the required articles.
- All other Lots are one article or set entered under the appropriate heading.

Unit 1 (Introduction to Leathercraft & Creative Stamping, Blue Cover)

- 1a One article or one set of articles on flat leather – no lacing or stitching.
- 1b Article with at least 2 pieces sewn together with lace using whip or running stitch.
- 1c Article with at least 2 pieces sewn together with cord stitching.
- 1d Any other educational display related to what you have learned in this project.

Unit 2 (Beginning Leather, Green Cover)

- 2a Sample 1 showing use of swivel knife & camouflage tool.
Sample 2 showing steps shown in sample 1 as well as use of pear shader, beveler & veiner.
Sample 3 showing steps shown in samples 1 & 2 as well as use of the seeder, backgrounder & decorative cuts.
- 2b Article 1 – tooled and laced with double loop stitch.
- 2c Article 2 – any other completed & laced article
- 2d Any other educational display related to what you have learned in this project.

Unit 3 (Intermediate Leather Carving)

One completed article or set with carved conventional design. The article or set must also include at least one of the major skills listed below:

- | | |
|---------------------|----------------------|
| 3a Inverted carving | 3b Beginning carving |
| 3c Lining | 3d Molding & Shading |
| 3e Hand stitching | |

Unit 4 (Advanced Leather Carving)

Any article or set other than a picture, demonstrating advanced carving skills. The decorative design can be either conventional or realistic. Beginning dyeing & staining according to unit 3 are acceptable but color shading & solid dyeing will not be permitted.

- 4a Figure carving – other than a picture

- 4b Filigree
- 4c Embossing

Unit 5 (Color & Shading)

One completed article or matching set other than a picture which demonstrates advanced carving skills, and which is colored by solid color dyeing, block dyeing or shade dyeing. The design can be either conventional or realistic.

- 5a Dyeing and Shading – other than a mounted or framed picture

Unit 6 (Pictorial Carving)

One framed or mounted, carved leather picture (scene or portrait) or a matching set. The article may be left natural color, or it may be stained or colored according to any of the methods taught in previous units.

- 6a Leather picture framed
- 6b Leather picture mounted
- 6c Other

Unit 7 (Making & Rebuilding Saddles)

One completed saddle. The leather may be either tooled or untooled and may be finished in any suitable fashion.

- 7a Saddle – from kit
- 7b Saddle – from scratch
- 7c Saddle – rebuilt

Unit 8 (Creative Stamping)

Members may enroll in this unit without having any previous leathercraft experience. Tool two or more articles or a matching set using creative stamping. You may color and/or dye your articles if you wish.

- 8a 1st Year Creative Stamping
- 8b Creative Stamping
- 8c One completed article or matching set

Unit 9 (Constructing, Braiding & Sculpting Untooled Leather)

Members may enroll in this unit without having any previous leathercraft experience. This unit allows definite possibilities for abstract design with leather. One article or matching set using non-tooled (minimal tooling required for effect is acceptable) and non-sewn leatherworking techniques.

- 9a Expanded Leather
- 9b Braided Leather
- 9c Leather Sculpture
- 9d Collage and other Art forms

Unit 10 (Sewing Leather)

Members may enroll in this unit without having any previous leathercraft experience. One or more completed articles or garments made by sewing leather.

- 10a Sewn Leather Article (clothing, bags, etc.)

CLASS 36 – PHOTOGRAPHY

👉 4-H Dress code required for interview. Interview required, sign up for interview when entering exhibits.

👉 Project manuals do not come to the fair.

Best Photography, Beginning - \$10 sponsored by Lois Boka

Best Photography, Intermediate - \$10 sponsored by George & Frances Schisler

Best Photography, Advanced - \$10 sponsored by Dillon Tribune

These three awards are determined by how many years you have been in the photography project.

Fun with Photography - \$10 sponsored by Mike & Penny Raffety

This award will be given to the project member showing the most use of creativity, imagination, and fun with their camera! All lots are considered for the Fun with Photography Award.

Judge's Choice Photo Display - \$20 *in memory of Kezia Decker* sponsored by Yvonne Phillips

- Mount photo displays on white (no colors) poster board, foam core or mat board.
- Simple computer-generated titles and captions are recommended.
- Double sided tape strips are suggested as they won't wrinkle photos or captions.
- Members may stay in a unit for more than one year.
- Stickers, decorative writing, creative memories style displays are not allowed.
- Because of limited display area, please display photos on a display board appropriate to the size and number of photos.
- Do not crop photos for fair displays.
- Do not number photos.

Level 1 – Focus on Photography

Blk/Wh	Colored	
1B	1C	Same subject – one landscape view; one portrait view, mounted on same board.
2B	2C	Same subject – closer to and farther away distances, mounted on same board.
3B	3C	Same scene – photos taken in 2-hour intervals over 12 hours capturing light changes, mounted on same board.
4B	4C	Same scene – photo examples of weather changing light conditions, mounted on same board.
5B	5C	Shadow photos, mounted on same board.
6B	6C	Examples of front, back, side, and top lighting photos, mounted on same board.
7B	7C	Three best flash pictures, mounted on same board.
8B	8C	Examples of background and framing pictures.
9B	9C	Three best focal point/uncluttered background pictures, mounted on same board.
10B	10C	Examples of photos taken from different points of view, mounted on same board.
11B	11C	Special effect photo.
12B	12C	Photo story – 3 to 5 photos on same board.
13B	13C	Five to seven of your best pictures mounted on same board.
14B	14C	Your photo journal in a three-ring binder with labeled pages/photos.
15B	15C	A family photo tree
16B	16C	Architecture photo
17B	17C	Any other item/display related to this project.

Level 2 – Controlling the Image

- The following lots (18-36) are separate lots and should be mounted on separate boards.

Blk/Wh	Colored	
18B	18C	Series of photos taken with different aperture settings and/or different shutter speeds.
19B	19C	Examples of photos taken in natural low light.
20B	20C	Examples of photos that illustrate “hard light” and “soft light” feelings/moods.
21B	21C	Silhouette photos using strong backlighting.
22B	22C	Flash technique photos (see page 30 of your project manual)
23B	23C	Three photos from different distances that use the Rule of Thirds.
24B	24C	Architecture photo

CLASS 36– PHOTOGRAPHY (cont.)

Level 2 – Controlling the Image cont.

25B	25C	Three photos showing the Rule of Thirds, the Golden Triangle, and the Golden Rectangle design principles.
26B	26C	Three to five photos that represent different viewpoints of one subject.
27B	27C	Photo that shows good use of positive and negative space.
28B	28C	Three or four of your best candid photos.
29B	29C	Examples of action photos using shutter speeds.
30B	30C	Examples of photos using panning techniques.
31B	31C	Examples of bits and pieces close-ups.
32B	32C	Panorama photo
33B	33C	Five to seven of your best pictures.
34B	34C	Your photo journal in a 3-ring binder with labels.
35B	35C	Architecture photo
36B	36C	Any other item/display related to this project.

Level 3 – Mastering Photography

- The following lots (37-55) are separate lots and should be mounted on separate boards.

37B	37C	Three or four pictures of the same subject taken with a different lens.
38B	38C	Three special effects photos created with filters or infrared film.
39B	39C	Three photos in bright light using a light meter – include one overexposed photo and one with an underexposed background.
40B	40C	Two dramatic photos using added light sources.
41B	41C	Three or four dramatic photos – no flash – using natural/artificial light for effect.
42B	42C	Two photos using reflection techniques.
43B	43C	Four photos using viewpoints framing and lines as listed on page 34-36 of your manual.
44B	44C	Four photos that break rules of composition.
45B	45C	Three to four still-life photos using different arrangements and techniques.
46B	46C	Two formal portraits and two informal portraits of subject.
47B	47C	Four photos – one each showing symmetry or asymmetry; pattern or texture; shape or form; and visual rhythms.
48C	48C	Three photos that illustrate monochromatic, contrasting, and complementary color techniques.
49B	49C	Three to five photos that highlight “details” in subject matter.
50B	50C	Display photos that could be part of a brochure.
51B	51C	Display photos taken with advanced or specialized equipment.
52B	52C	Five to seven of your best pictures.
53B	53C	Your photo journal in a 3-ring binder with labels.
54B	54C	Architecture photo
55B	55C	Any other item/display related to this project.

Level 4 – Videography

Lot 56	Short 1–2-minute film
Lot 57	Long 5-minute film
Lot 58	Public Service Announcement
Lot 59	Storyboard and/or script for film production
Lot 60	Podcast of video created
Lot 61	Research on topic for film creation
Lot 62	Filmed interviews on specific topic
Lot 63	Documentary film
Lot 64	Any other item/display related to this project.

Photography Independent Study

Lot 65	Publicity related display
Lot 66	Portraiture related display
Lot 67	Any other item/display related to this project

CLASS 37 – VISUAL ARTS/ARTS & CRAFTS

🔗 Project manuals do not come to the fair.

🔗 4-H Dress code required for interview. Interview required, sign up for interview when entering exhibits.

Best Arts & Craft Exhibit, Beginner - \$10 sponsored by Sharon McWilliams

Best Arts & Craft Exhibit, Intermediate - \$10 sponsored by George & Fran Schisler

Best Arts & Craft Exhibit, Advanced - \$10 sponsored by Sharon McWilliams

Arts & Crafts Special Collection Award - \$10 sponsored by Dillon Tribune

- Crafts will be judged on neatness, cleanliness, finished edges, seams, uniformity, color coordination, construction, evenness, arrangement originality and interview judging, as well as any other requirements listed with the individual craft.
- Crafters are limited to 6 entries only, up to 2 in each lot number.

County Arts & Crafts:

Lot 1 (a,b,c)	Basket Arrangements (No longer than 12 inches diameter basket)
Lot 2 (a,b,c)	Beadwork
Lot 3 (a,b,c)	Centerpieces
Lot 4 (a,b,c)	Ceramics Beginner = glazed &/or stained Intermediate = two toned glazed &/or antique stained Advanced = chalked or crafter's choice
Lot 5 (a,b,c)	Craft Pictures
Lot 6 (a,b,c)	Decorated Clothing
Lot 7 (a,b,c)	Dolls
Lot 8 (a,b,c)	Drawings, Pencil
Lot 9 (a,b,c)	Drawings, Pen
Lot 10 (a,b,c)	Dry Flower Arrangement
Lot 11 (a,b,c)	Holiday Decorations (suggested two different ornaments or decorations)
Lot 12 (a,b,c)	Jewelry
Lot 13 (a,b,c)	Magnets
Lot 14 (a,b,c)	Mosaics
Lot 15 (a,b,c)	Paintings, Acrylic
Lot 16 (a,b,c)	Paintings, Oils
Lot 17 (a,b,c)	Paintings, Pastels
Lot 18 (a,b,c)	Paintings, Watercolor
Lot 19 (a,b,c)	Plastic Craft Beginner – Kleenex box &/or item using a tent & overcast stitches. Intermediate – trinket box or item using at least 4 different stitches. Advanced – animal or item using intricate design varying in shapes & stitches\
Lot 20 (a,b,c)	Rubber Stamping
Lot 21 (a,b,c)	Stained Glass
Lot 22 (a,b,c)	Stenciling
Lot 23 (a,b,c)	Sculpture
Lot 24 (a,b,c)	Wall Hangings
Lot 25 (a,b,c)	Wood
Lot 26 (a,b,c)	Wreath
Lot 27 (a,b,c)	Craft Not Listed

Please indicate:

(a) = beginner, 1st year

(b) = intermediate, 2nd year

(c) = advanced, 3rd year & above

CLASS 37 – VISUAL ARTS/ARTS & CRAFTS (cont.)

Visual Arts – Palette of Fun:

Unit 1 – Cutting and Pasting

- Lot 71 (a,b,c) Paper and Milk glue
- Lot 72 (a,b,c) Puzzle piece art
- Lot 73 (a,b,c) Scissor snipping
- Lot 74 (a,b,c) Pop-ups
- Lot 75 (a,b,c) Accordion style book

Please indicate:

- (a) = beginner, 1st year
- (b) = intermediate, 2nd year
- (c) = advanced, 3rd year & above

Unit 2 – Drawing

- Lot 76 (a,b,c) Murals
- Lot 77 (a,b,c) Shadow scenes
- Lot 78 (a,b,c) Ordinary to Extraordinary
- Lot 79 (a,b,c) Machine design
- Lot 80 (a,b,c) Animated story

Unit 5 – Printing

- Lot 91 (a,b,c) Body stamping art
- Lot 92 (a,b,c) Sponge art
- Lot 93 (a,b,c) Food stamping art
- Lot 94 (a,b,c) Stencil fun
- Lot 95 (a,b,c) Block prints
- Lot 96 (a,b,c) Silk screen item

Unit 3 – Painting

- Lot 81 (a,b,c) Musical fingers
- Lot 82 (a,b,c) Color wheel
- Lot 83 (a,b,c) Different tools as brushes
- Lot 84 (a,b,c) Marbling swirls
- Lot 85 (a,b,c) Museums – exploring original works of art

Unit 6 – Fiber

- Lot 97 (a,b,c) Handmade paper
- Lot 98 (a,b,c) Batik
- Lot 99 (a,b,c) Nine-patch quilt square
- Lot 100 (a,b,c) A woven item
- Lot 101 (a,b,c) An interlaced woven item

Unit 4 – Sculpting

- Lot 86 (a,b,c) Sculptures from modeling materials
- Lot 87 (a,b,c) Pots from modeling materials
- Lot 88 (a,b,c) Paper Mache item
- Lot 89 (a,b,c) Malleability display
- Lot 90 (a,b,c) Create a piece of jewelry

Unit 7 – 3-D Construction

- Lot 102 (a,b,c) Balloon train
- Lot 103 (a,b,c) Now and later portraits
- Lot 104 (a,b,c) Parade float representing MT
- Lot 105 (a,b,c) 3-D window view

Visual Art – Not Listed

- Lot 106 (a,b,c) Other

CLASS 37 – VISUAL ARTS/ARTS & CRAFTS (cont.)

Visual Arts – Drawing, Fiber & Sculpture (Sketchbook Crossroads)

Unit 1 – Drawing

Lot 107 (a,b,c)	Contour drawings
Lot 108 (a,b,c)	Value scale
Lot 109 (a,b,c)	Value and shadow technique
Lot 110 (a,b,c)	One-point and two-point perspectives
Lot 111 (a,b,c)	Different shape, size, paper drawings
Lot 112 (a,b,c)	Colored pencils/blending colors
Lot 113 (a,b,c)	Pen and ink
Lot 114 (a,b,c)	Calligraphy
Lot 115 (a,b,c)	Cartooning
Lot 116 (a,b,c)	Sketchbook/binder used in conjunction with manual

Unit 2 – Fiber Arts

Lot 117 (a,b,c)	Felt wool and/or felted wool artwork
Lot 118 (a,b,c)	Cotton linter and/or recycled paper casts or shapes
Lot 119 (a,b,c)	Batik (dye & wax) artwork
Lot 120 (a,b,c)	Lap loom weaving
Lot 121 (a,b,c)	Inkle loom waving (heddles)
Lot 122 (a,b,c)	Natural dye collection
Lot 123 (a,b,c)	Article made with dyed fabric or yarn
Lot 124 (a,b,c)	Seminole style patchwork
Lot 125 (a,b,c)	Sketchbook/binder used in conjunction with manual.

Unit 3 – Sculpting

Lot 126 (a,b,c)	Clay functional container
Lot 127 (a,b,c)	Clay, polymer clay or paper mache' bust
Lot 128 (a,b,c)	Masks
Lot 129 (a,b,c)	Nevelson technique sculpture
Lot 130 (a,b,c)	Relief sculpture
Lot 121 (a,b,c)	Freestanding wire sculpture (floral sculpting)
Lot 122 (a,b,c)	Plaster of Paris (carving)
Lot 123 (a,b,c)	Balanced mobile
Lot 124 (a,b,c)	Sketchbook/binder used in conjunction with manual.

Drawing, Fiber, Sculpture – Not Listed

Lot 125 (a,b,c)	Other
-----------------	-------

CLASS 37 – VISUAL ARTS/ARTS & CRAFTS (cont.)

Visual Arts - Painting, Printing, Graphics (Portfolio Pathways)

Lot 126 (a,b,c) Self-constructed Portfolio containing the portfolio entries suggested for each unit in your manual.

Unit 1 – Painting

Lot 127 (a,b,c)	Acrylics
Lot 128 (a,b,c)	Watercolors
Lot 129 (a,b,c)	Abstracts
Lot 130 (a,b,c)	Sand Paintings
Lot 131 (a,b,c)	Self-Portrait Paintings
Lot 132 (a,b,c)	Human Action Paintings
Lot 133 (a,b,c)	Oil Paintings (using impasto/scumbling techniques)
Lot 134 (a,b,c)	Perspective Oil Paintings
Lot 135 (a,b,c)	Encaustics

Unit 2 – Printing

Lot 136 (a,b,c)	Intaglio Collagraph Prints
Lot 137 (a,b,c)	Sun Prints (blueprint paper)
Lot 138 (a,b,c)	Dry Point Etching)Plexiglas) Prints
Lot 139 (a,b,c)	Wax Resist Prints
Lot 140 (a,b,c)	Tire/Wood Stamp Prints
Lot 141 (a,b,c)	Relief Block (Linoleum) Prints
Lot 142 (a,b,c)	Photographic Value Prints
Lot 143 (a,b,c)	Monoprints

Unit 3 – Graphic Design

Lot 144 (a,b,c)	Positive vs. Negative Design
Lot 145 (a,b,c)	Designing with Color
Lot 146 (a,b,c)	Typography Designs
Lot 147 (a,b,c)	Software created self-portrait
Lot 148 (a,b,c)	Redesigned advertisements
Lot 149 (a,b,c)	Computer Drawn Designs
Lot 150 (a,b,c)	Designed CD/DVD label, cover & booklet
Lot 151 (a,b,c)	Optical Illusions

Painting, Printing, Graphics – Not Listed

Lot 152 (a,b,c)	Other
-----------------	-------

CLASS 38 – SCRAPBOOKS

👉 4-H Dress code required for interview. Interview required, sign up for interview when entering exhibits

Most Comprehensive Scrapbook - \$10 sponsored by Dillon Tribune

Most Appealing Scrapbook - \$10 sponsored by Ron & Marilyn Benson

Best Scrapbooking Exhibit - \$10 sponsored by ***

Level 1 – Guide to Preserving Memories

👉 Must stay in manual for more than one year by completing the challenge activities; 1st year challenges are optional.

- Lot 1 Designs for a family heritage album
- Lot 2 Cost comparison cart for scrapbook supplies
- Lot 3 A family album that you've redone
- Lot 4 Mini scrapbook for a 4-H event
- Lot 5 Cropped photo collage of an event
- Lot 6 Plans for a family photo swap party
- Lot 7 Album page created using only leftover/extra supplies
- Lot 8 Completed scrapbook circle journal
- Lot 9 Scrapbooking forum with webpage that you created
- Lot 10 An educational poster or display on careers related to scrapbooking skills (photography, journalism, design, etc.)
- Lot 11 A scrapbook page created digitally
- Lot 12 A digital scrapbook created for the 4-H year
- Lot 13 An educational poster or display related to what you have learned in the scrapbooking project
- Lot 14 Personal scrapbook
- Lot 15 Scrapbook related to another 4-H area of interest

★ **Scrapbooking Independent Study** – must complete individual learning plan using You Decide manual.

CLASS 39 - COUNTY SCRAPBOOKS

👉 No Interviews Required!

Most Comprehensive Scrapbook - \$10 sponsored by Dillon Tribune

Most Appealing Scrapbook - \$10 sponsored by Benson Ranch

- Lot 1 Club Scrapbook (only current year submitted)
- Lot 2 Scrapbook, related to an activity – Health, Safety, Citizenship, Recreation, Conservation
- Lot 3 Individual Scrapbook – Personal (not related to an activity)

DIVISION VII – Leadership and Personal Development

CLASS 40 - LEADERSHIP

👉 4-H Dress code required for interview. Interview required, sign up for interview when entering exhibits.

Best Junior Leadership Exhibit - \$10 sponsored by Drs. Hunt & Wilson

Level 1 – Learning to Lead

- Lot 1 An educational poster or display about “leadership”
- Lot 2 An educational poster or display on “What Kind of Shoe Are You?”
- Lot 3 A crostic poems
- Lot 4 An educational poster or display on decision making.
- Lot 5 Consequences map
- Lot 6 Decorated journal
- Lot 7 PSA on the 4-H program.
- Lot 8 An educational poster or display on conflict resolution.
- Lot 9 An educational poster or display about good citizenship.
- Lot 10 A poster, scrapbook, power point or a video about your service activity.
- Lot 11 An educational poster or display about S.M.A.R.T. goals.
- Lot 12 An educational display about your leadership project including your plan of action, implementation, and evaluation.
- Lot 13 Any other educational poster, display or exhibit related to the project.

Level II – Leading to Learn

- Lot 14 An educational display about your leadership project including your plan.
- Lot 15 An educational poster or display about any of the ideas and activities you participated in the chapter of your manual.
- Lot 16 Any other educational poster, display or exhibit related to the project.

DIVISION VIII – Health

CLASS 41 – CAKE DECORATING

↳ Project manuals do not come to the fair.

↳ 4-H Dress code required for interview. Interview required, sign up for interview when entering exhibits.

Best Decorated Cake Exhibit - \$10 sponsored by George & Frances Schisler

Level 1 – Beginning Cake Decorating

- Lot 1 Decorated cake using a minimum of four different skills and techniques: cake frosted smoothly, proper icing consistency for decorations, borders, drop flowers, writing and leaves.
- Lot 2 Decorated cake using either the stencil or outline technique with three additional skills or techniques.
- Lot 3 Cut-up cake (one technique) using a minimum of three additional techniques.
- Lot 4 Cake or exhibit using solid sugar molds and three additional skills.
- Lot 5 Cake baked in shaped pan and three additional skills.
- Lot 6 Cake decorating notebook with pictures/diagrams of cakes, learning and record of expenses.
- Lot 7 Any other item related to project.

Level 2 – Intermediate Cake Decorating

- Lot 8 Decorated cake using a minimum of five level 2 techniques: cake frosted smoothly, proper icing consistency for decorations, flowers, borders, combination borders or special effects.
- Lot 9 Any other decorated cake using at least 5 skills and techniques.
- Lot 10 Cut-up cake and at least four additional skills.
- Lot 11 Any other decorated item using at least five skills/techniques.
- Lot 12 Decorated cake or other exhibit using figure piping techniques and four additional skills.
- Lot 13 Cake decorating notebook with pictures/diagrams of cakes, learning and record of expenses.
- Lot 14 Any other item related to project.

Level 3 – Advanced Cake Decorating

- Lot 15 Decorated stacked and/or tiered cake using a minimum of four Level 3 skills.
- Lot 16 Cut-up cake using at least four skills and techniques in Level 3.
- Lot 17 Any other decorated item using at least four skills learned in this unit.
- Lot 18 Educational display showing techniques learned in Levels 1, 2 and 3.
- Lot 19 Cake decorating notebook with pictures/diagrams of cakes, learning and record of expenses.
- Lot 20 Any other item related to project.

Level 4 – Master Cake Decorating

- Lot 21 A brief, written description of your project including your goals, plans, accomplishments, and evaluation of results. (May include photos, records, etc.)
- Lot 22 Decorated cake using more than five techniques. (original design)
- Lot 23 Cake decorating notebook with pictures/diagrams of cakes, learning and record of expenses.
- Lot 24 Any other item related to project.

CLASS 42 – FOODS & NUTRITION

🔗 Project manuals do not come to the fair.

🔗 4-H Dress code required for interview. Interview required, sign up for interview when entering exhibits.

Best Food Exhibit, SR – \$10 sponsored by George & Frances Schisler

Best Food Exhibit, JR – \$10 sponsored by Kiwanis Club

Best Food Exhibit, SS – \$10 sponsored by Beaverhead 7-Up Ranch

Best Baked Food, All Classes – \$10 sponsored by Jerry & Tammy Meine

Best Baked Wheat Exhibit, All Classes – \$10 sponsored by Jerry & Tammy Meine

Best Baked Quick Bread - \$10 in memory of Mickey Johnson sponsored by Myrna Johnson

Best Baked Pie - \$25 sponsored by Cindy Barnes in memory of Edna M Yost

Best Yeast Exhibit, SS - \$10 sponsored by George & Frances Schisler

Best Yeast Exhibit, JR - \$10 sponsored by Nancy Johnson

Best Yeast Exhibit, SR - \$10 sponsored by Myrna Johnson, in memory of Mickey Johnson

Best Baked Honey Exhibit – 5 lb. Honey sponsored by Beaverhead Honey Company

Best Candy - \$10 sponsored by Brad & Trudi Korpi

Best Refrigerated Foods - \$10 sponsored by State Farm Insurance

Busy Baker (5 awards) - \$5 each sponsored by Judy Brown

Best Non-Foods Exhibit - \$10 sponsored by George & Frances Schisler

🔗 Members must be enrolled in a food project to enter and will enter under the specific project in which they are enrolled. On your entry blank, indicate which project.

🔗 Members are required to enter at least two items: 1) one exhibit must be a food entry from their project manual 2) one exhibit may be an educational display, notebook, or food entry of choice.

🔗 A recipe **must** accompany each food exhibit – entries from project book must have the recipe from the project manual. **If no recipe is present, you will be dropped down a ribbon color and not eligible for any Special Awards.** Only two exhibits per lot number – each entry must be of a different variety. No identical entries are permitted. The quantities needed for the entry are listed after the lot number.

All food exhibits must be on a paper plate and must be in a plastic bag, except canned, frozen, or refrigerated items as needed.

🔗 All canned foods must have been prepared by the exhibitor since last year's fair. No jars will be opened for tasting. Fruits and vegetables must be canned in canning jars, identified as standard. Jams & jellies must be canned in small glasses. Each entry shall be properly labeled with the name of the food contained, method of preserving (water bath or pressure cooker), and recipe. On jar for each exhibit, except Lot 211, which will have three different meats, three different fruits, three different vegetables, or one of each.

PROJECT MANUAL:

A Cooking 101

B Cooking 201

C Cooking 301

D Cooking 401

E Party Planner

F Cake Decorating

G Beginning Baking 1

H Baking 2

I Baking 3

J Baking 4

K Independent Study

CLASS 42 – FOODS & NUTRITION (cont.)

FOOD ITEMS:

Muffins & Biscuits

- Lot 1 Plain muffins, 4
- Lot 2 Fruit muffins, 4
- Lot 3 Other muffins, not listed, 4
- Lot 4 Baking powder biscuits, 4
- Lot 5 Scones, 2

Cookies & Brownies

- Lot 6 Sugar cookies, rolled or pressed, 6
- Lot 7 Plain rolled cookies, 6
- Lot 8 Decorated cookies, 6
- Lot 9 Snicker doodle cookies, 6
- Lot 10 Chocolate chip cookies, 6
- Lot 11 Peanut butter cookies, 6
- Lot 12 Oatmeal drop cookies, 6
- Lot 13 Chocolate drop cookies, 6
- Lot 14 Other drop cookies, 6
- Lot 15 Ice box cookies, 6
- Lot 16 Filled cookies, 6
- Lot 17 No bake cookies, 6
- Lot 18 No bake bars, 6
- Lot 19 Fruit bars, 6
- Lot 20 Bar cookies, other than fruit, 6
- Lot 21 Cake brownies, 6
- Lot 22 Chewy brownies, 6
- Lot 23 Shaped & filled cookies, 6
- Lot 24 Other cookies or bars

Pies

- Lot 26 Single crust fruit pie
- Lot 27 Double crust fruit pie
- Lot 28 Lattice crust fruit pie
- Lot 29 Single crust cream pie
- Lot 30 Peach dumplings, 2
- Lot 31 Single crust custard pie (pumpkin, pecan)
- Lot 32 One quiche
- Lot 33 Turnovers or Empanadas, 2
- Lot 34 Baked Pie Crust Shell
- Lot 35 Whole Wheat Pie Crust Shell
- Lot 36 Graham Cracker Pie Shell (baked or unbaked)
- Lot 37 Fresh Strawberry (& other fruit) Pie
- Lot 38 Tarts, 4

Ice Cream

- Lot 39 Ice Cream in a Bag
- Lot 40 No Cook Ice Cream
- Lot 41 Cooked Custard Ice Cream

Whole Grain

- Lot 42 Grits
- Lot 43 Bulgur Dish
- Lot 44 Couscous Dish

Cakes

- Lot 91 Cupcakes, 4
- Lot 92 Decorated cupcakes, 4
- Lot 93 Plain butter cake (layer, loaf, sheet)
- Lot 94 Unfrosted chiffon cake
- Lot 95 One sponge or angel food cake
- Lot 96 One-layer unfrosted cake
- Lot 97 One 8x8 cake from scratch

Quick Breads & Puddings

- Lot 45 Loaf fruit or nut bread
- Lot 46 Loaf vegetable bread
- Lot 47 Coffee bread
- Lot 48 Coffeecake, fruit jumble or crisp, (1) 8x8 pan
- Lot 49 Cornbread from scratch, one (1) 8x8 pan
- Lot 50 Chocolate Pudding, 3 individual cups
- Lot 51 Cream puffs, unfilled, 3
- Lot 52 Gingerbread
- Lot 53 Rice pudding, 3 individual cups
- Lot 54 Vanilla Pudding, 3 individual cups
- Lot 55 Custard, 3 custard cups
- Lot 56 Crème Brulee, 3 cups
- Lot 57 Flan, 1 pan

Yeast Breads

- Lot 58 Dinner rolls or buns, 4
- Lot 59 Fancy dinner rolls, 4
- Lot 60 Cinnamon rolls or twists, 4
- Lot 61 Fancy frosted rolls, 4
- Lot 62 Refrigerator rolls
- Lot 63 Loaf, white bread
- Lot 64 Loaf, whole wheat bread
- Lot 65 Loaf, rolls or crust, bread machine recipe
- Lot 66 Loaf, other (French, Dakota, etc.)
- Lot 67 Loaf, braided bread
- Lot 68 Loaf shaped bread (bear, lion, owl, etc. shapes)
- Lot 69 Swedish tea ring
- Lot 70 Pretzels, 4
- Lot 71 Breadsticks, 4
- Lot 72 Raised doughnuts, un-sugared, 4
- Lot 73 Plain doughnuts, un-sugared, 4
- Lot 74 Small pizza with crust from scratch, 1
- Lot 75 Microwave casserole bread (batterbread)
- Lot 76 Pizza (using basic bread recipe)
- Lot 77 Pitas, 2
- Lot 78 Chapatti/Roti, loaf
- Lot 79 Focaccia, loaf
- Lot 80 Rye Bread, loaf
- Lot 81 Oatmeal Bread, loaf
- Lot 82 English Muffins, 4
- Lot 83 Other Yeast exhibit

Candy

- Lot 84 Peanut Butter Kisses, 6 pcs
- Lot 85 Classic Fudge, 6 pcs
- Lot 86 Microwave Marshmallow Fudge, 6 pcs
- Lot 87 Caramels, 6 pcs
- Lot 88 Toffee, small plate
- Lot 89 Peanut Brittle, small plate
- Lot 90 Other Candy, not listed

Side Dishes

- Lot 137 Applesauce from scratch, 1 cup
- Lot 138 Fruit salad, 1 cup
- Lot 139 Vegetable/Green salad, 1 cup/1 small salad
- Lot 140 Vegetable Dish
- Lot 141 Salsa, 1 cup
- Lot 142 Fruit compote, 1 cup
- Lot 143 Fruit topping, 1 cup

Lot 98 One 8x8 funny cake
 Lot 99 One 9x9 snack cake
 Lot 100 Frosted white cake
 Lot 101 Frosted chocolate cake
 Lot 102 Decorated cake (can be from mix), (from foods project, not cake decorating project)
 Lot 103 Fruit cake
 Lot 104 Cheesecake
 Lot 105 Other cake, not listed
 Lot 106 Homemade frosting, 1 cup
 Lot 107 Oatmeal cake (1/4 cake)
 Lot 108 Carrot Cake (1/4 cake)
 Lot 109 Pudding cake (1/4 cake)

Breakfast Foods

Lot 110 Breakfast burrito, 1
 Lot 111 French toast, 3
 Lot 112 Pancakes, 3
 Lot 113 Waffle from scratch, 1
 Lot 114 Breakfast cookies, 3
 Lot 115 Homemade granola, 1 cup
 Lot 116 Breakfast hash
 Lot 117 Other breakfast food not listed
 Lot 118 Baked Oatmeal
 Lot 119 Breakfast Tortilla Fruit Roll-Up
 Lot 120 Egg Dish

Main Dishes

Lot 121 Chili, 1 cup
 Lot 122 Soup, 1 small container with lid
 Lot 123 Casserole, one (1) 8x8 pan
 Lot 124 Sloppy Joes, 1 cup
 Lot 125 Pasta with meat sauce, 1 cup
 Lot 126 Meatloaf
 Lot 127 Skillet Casserole
 Lot 128 Baked Dish
 Lot 129 Stir Fry Dish
 Lot 130 Bean Dish
 Lot 131 Egg Salad Filling, 1 cup
 Lot 132 Make Your Own Meat Sauce, 1 cup
 Lot 133 Other main dish not listed

Grilled

Lot 134 Meat
 Lot 135 Fruit
 Lot 136 Veggie

Lot 144 Cheese Ball, 1
 Lot 145 Macaroni & Cheese from scratch, 1 cup
 Lot 146 Other side dish, not listed
 Lot 147 Deviled Eggs, 6
 Lot 148 Veggie Kabobs, 2

Lot 149 Pasta Salad, 1 cup
 Lot 150 Coleslaw, 1 cup
 Lot 151 Potato Salad, 1 cup
 Lot 152 Stuffed Tomatoes, 4
 Lot 153 Potato dish

Snacks

Lot 154 Hot cocoa mix in container, 1 cup
 Lot 155 Quick Veggie Pizza
 Lot 156 Mexican Layer Dip, 1 small plate
 Lot 157 Pocket Sandwich, 1
 Lot 158 Snack Mix, 1 cup
 Lot 159 Dips, other, 1 small plate
 Lot 160 Cereal Marshmallow Bars, 6
 Lot 161 Chewy Granola Bars, 4
 Lot 162 Fruit & Cheese Kabobs, 2
 Lot 163 Fruity Shake
 Lot 164 Zoo Snacks
 Lot 165 Shake It Up Pudding
 Lot 166 Grilled Sandwich
 Lot 167 Breakfast Sundae
 Lot 168 Other snack not listed

Other Desserts

Lot 169 Baked apples, 2
 Lot 170 Baked peaches, 2
 Lot 171 Fruit Pizza
 Lot 172 Cream Pie with crumb crust
 Lot 173 Peach Dumplings with glaze

Fish

Lot 174 Fish Dish

Meat Dishes

Lot 175 Roasted Meat Dish
 Lot 176 Braised Meat Dish
 Lot 177 Stew Dish

CLASS 42 – FOODS & NUTRITION (cont.)

Sauces

- Lot 178 White, 1 cup
- Lot 179 Cheese, 1 cup
- Lot 180 Gravy, 1 cup

Non-Food Items

- Lot 181 Foods Festival Menu & Centerpiece
- Lot 182 Educational display, poster or exhibit on any
(Learning activities from Cooking 101, 201,
301 & 401, Baking 1, 2, 3 & 4)

Other Food Items

- Lot 183 Popcorn balls, 4
- Lot 184 Baked Honey Exhibit, 50% sweetener is honey
- Lot 185 Microwave dish
- Lot 186 Slow cooker dish
- Lot 187 Yogurt, 1 cup
- Lot 188 Meat sauce from scratch, 1 cup
- Lot 189 Homemade frosting, 1 cup
- Lot 190 Homemade salad dressing, 1 cup
- Lot 191 Flavored spreads
- Lot 192 Other food item not listed
- Lot 193 Edible Art
- Lot 194 Smoothies
- Lot 195 Marinades, 1 cup
- Lot 196 Homemade Butter

FOOD PRESERVATION:

Canned Foods

- Lot 197 Peaches
- Lot 198 Pears
- Lot 199 Cherries
- Lot 200 Other fruit, not listed
- Lot 201 Beet pickles
- Lot 202 Cucumber pickles
- Lot 203 Other pickles, not listed
- Lot 204 Relish
- Lot 205 Tomatoes
- Lot 206 Carrots
- Lot 207 Beans
- Lot 208 Beets
- Lot 209 Other vegetable, not listed
- Lot 210 Meat or fish
- Lot 211 Food ensemble, 3 jars
- Lot 212 Apple jelly
- Lot 213 Other jelly, not listed
- Lot 214 Strawberry jam
- Lot 215 Raspberry jam
- Lot 216 Other jam, not listed
- Lot 217 Conserves
- Lot 218 Preserves
- Lot 219 Syrup

Frozen Foods

- Lot 220 Fruit
- Lot 221 Vegetable
- Lot 222 Meat
- Lot 223 Poultry
- Lot 224 Fish
- Lot 225 One dish meal

Dehydrated Foods

(1/2-pint jars, leathers are to be rolled & placed in clear plastic bags)

- Lot 226 Fruit
- Lot 227 Vegetable
- Lot 228 Herb or spice
- Lot 229 Meat
- Lot 230 Homemade noodles

Party Planner

- Lot 250 An educational poster or display on using nutrition facts labels to find healthy foods
- Lot 251 An educational poster or display on altering recipes to improve nutrition.
- Lot 252 An educational poster or display on determining food intake patterns using the “My Pyramid Plan”.
- Lot 253 An educational poster or display on planning a food preparation schedule.
- Lot 254 An educational poster or display on “scaling” recipes.
- Lot 255 An educational poster or display on choosing safe food methods to prevent disease
- Lot 256 An educational poster or display on sage internal temperatures when cooking.
- Lot 257 An educational poster or display on educating the public about environmentally responsible behaviors.
- Lot 258 Any prepared recipe from the Party Planner Manual
- Lot 259 Plan a theme party – exhibit should include a theme, budget, recipes, invites, RSVP’s, icebreakers, party favors, decorations, table favors, place cards, healthier food choices, food prep schedule, presentation of food ad safe food prep methods for the event.
- Lot 260 Any other educational poster, display or exhibit related to the project.

Food Independent Study

- Lot 400 Any educational poster, display, exhibit that completes the individualized learning plan for this food project.

DIVISION IX – Other Project

CLASS 43 – SELF DETERMINED

↳ Project manuals do not come to the fair.

↳ 4-H Dress code required for interview. Interview required, sign up for interview when entering exhibits.

Best Self Determined Exhibit - \$10 *in honor of Mike Rice* sponsored by Jerry & Tammy Meine

Lot 1 Self determined project; notebook, exhibit, plus interview (all three required)

CLASS 44 – BIO-SCIENCE

↳ Project manuals do not come to the fair.

↳ 4-H Dress code required for interview. Interview required, sign up for interview when entering exhibits.

Best Bio Science Exhibit - \$10 sponsored by ★ **Sponsor needed** ★

Lot 1 Self determined project; notebook, exhibit, plus interview (all three required)

CLASS 45 – EDUCATION EXHIBITS/ PROMOTIONAL SIGNS

↳ Project manuals do not come to the fair.

↳ 4-H Dress code required for interview. Interview required; sign up for interview when entering exhibits.

Best Educational Display - \$10 sponsored by Benson Ranch

Judged on the following criteria:

- | | |
|---|---------------------------------|
| ■ appropriate themes relating to subject matter (5 pts) | ■ balance (5 pts) |
| ■ artists merit (5 pts) | ■ visible lettering (5 pts) |
| ■ neatness (10 pts) | ■ content (20 pts) |
| ■ educational merit (25 pts) | ■ creativeness (10 pts) |
| | ■ accurate information (15 pts) |

Lot 1 Child Development
Lot 2 Sewing & Textiles
Lot 3 Family Life
Lot 4 Foods & Nutrition
Lot 5 Home Environment
Lot 6 Aerospace
Lot 7 Bicycle
Lot 8 Electricity
Lot 9 Power Equipment
Lot 10 Woodworking
Lot 11 Photography
Lot 12 Leathercraft

Lot 13 Exploring 4-H
Lot 14 Self-Determined
Lot 15 Leadership
Lot 16 Forestry
Lot 17 Entomology
Lot 18 Shooting Sports
Lot 19 Wildlife
Lot 20 Range Science
Lot 21 Crop Science
Lot 22 Weed Science
Lot 23 Horticulture
Lot 24 Market Livestock

Lot 25 Cat
Lot 26 Dairy
Lot 27 Dog
Lot 28 Goat
Lot 29 Horse
Lot 30 Pocket Pets
Lot 31 Poultry
Lot 32 Rabbit
Lot 33 Veterinary Science
Lot 34 Stamp Collecting
Lot 35 Arts & Crafts
Lot 36 Computer Mysteries

CLASS 46 - CLOVERBUDS

The 4-H Cloverbuds program is for boys and girls who turn 6, 7, or 8 years of age sometime during the 4-H program year (October 1st through September 30th). This division is open to 4-H Cloverbud members who are enrolled in the Cloverbud projects. Exhibitors will not be rated against each other but are encouraged and rewarded with special Cloverbud participation ribbons for interviewing with a judge.

Exhibits are to be entered in the 4-H building on Wednesday, Noon to 8:00 pm or Thursday from 8:00 am to 8:00 pm. At that time, you will sign up for a time for your interview that will be on Friday morning starting at 9:00 am.

Cloverbuds may study animals as a part of their learning experience, but should only bring photos of the animal, a notebook, a story, photo story or some other display of their fair exhibit. No live animals are to be exhibited.

👉 Cloverbuds need to follow the 4-H Dress code, required for interview.

👉 Interview required, sign up for interview when entering exhibits.

Maximum of three (3) items may be entered

- Lot 1 Item (s) made in the Cloverbud Project (examples: mobiles, collages, games, etc.)
- Lot 2 Story or photo story
- Lot 3 Notebooks or scrapbooks
- Lot 4 An educational poster or display about a specific animal & show parts of, care for and what they eat.
- Lot 5 An educational poster or display about the project.
- Lot 6 Cloverbud record sheets
- Lot 7 Any other item from other project meetings/activities